



Annual Report

iTransfer.org
Statewide Transfer Information System
July 2013 - June 2014



Table of Contents

[Overview](#), pg. 3

[Staff Information and Constituents](#), pg. 4

[Populations Served](#), pg. 6

[FY 2015 Objectives](#), pg. 8

[FY 2015 Activities](#), pg. 8

[Assessment of iTransfer and Goals/Activities 2013-2014](#), pg. 10

[Productivity Measures for FY 2014 iTransfer Website](#), pg. 14

[Tables and Data Section](#), pg. 15

Overview

As students within the state of Illinois consider their higher education plans, the need to transfer coursework from one institution to another is often a requirement in obtain a degree. It is the goal of the [iTransfer website](#) to be a portal for students to plan, prepare, and make informed decisions about transferring within the state. The site provides vital information to these students in order to provide for a more informed and seamless transfer process. It helps students determine their path, start a plan, and get the most out of the institutions they choose to attend.

The website represents the efforts of more than 1100 faculty and staff members working across the State, including the Illinois Board of Higher Education, the Illinois Community College Board, the Illinois State Board of Education and the Transfer Coordinators of Illinois Colleges and Universities all of whom participated in the development of the IAI curriculum guidelines beginning in 1993. The Illinois Articulation Initiative was fully established and in use by institutions in 1998. Also in 1998, iTransfer became the internet home of IAI. Over time, the mission of iTransfer is to provide meaningful information to students within the state of Illinois seeking to transfer from one institution of higher education to the next. As such, the Illinois Articulation Initiative remains an important part of the site, but is no longer the site's only function.

The iTransfer Web site is comprised of five principal components:

- Transfer Resources, Transfer Process, and Types of Transfer to inform students about how transfer works and the resources available to them.
- [The Illinois Transferable General Education Core Curriculum \(GECC\)](#) is a package of core general education courses that will transfer from one school to another and will count towards a degree at the new school. Successful completion of these core courses composed of five fields or categories can mean a smoother transition to any associate or bachelor degree program at participating schools.
- [The Illinois Baccalaureate Major Recommendations \(IAI Majors\)](#) outline freshman and sophomore core course recommendations for specific majors. In their current state, the majors offer course to course articulation for the core courses recommended between two year and accepting four year institutions. This information is reflected on a major's page through the Major Directive information listing the four year institutions that accept those recommended courses. The Directive information also provides courses approved by the major panel for each of the accepting four year institutions. (See sample provided in the [Tables and Data Section](#).)
- The Faculty and Transfer Coordinator/Advisor information sections provide valuable information and guidance to education professionals. The site currently separates into appropriate links depending on the administrative or faculty function working with students and the Illinois Articulation Initiative. As part of the site's support in the efforts of the more than 400 faculty who serve on panels and the additional 650 plus professional administrators in institutions who work with IAI, the site houses the [iManage system](#). This system allows for all course review processes to be automated through the system.
- iTransfer maintains and fosters a close affiliation with [Transferology/MyCredits Transfer](#). Transferology provides information on how courses transfer between participating colleges or universities, the degree programs that colleges and universities offer, and how students can best plan for their transfer. Transferology works best for students who already know where they are going to transfer to, or at least

have their options narrowed down to a few colleges or universities. In addition, it works well for students who plan to come home and take one or two classes at a local college and transfer them back to their native institution.

The purpose of iTransfer is to support the distribution of transfer information to students in Illinois. Significant factors in the success of the dissemination of information include: access to current and accurate information on specific institutional courses that meet the Initiative's agreements, management of the information, marketing of the iTransfer web site, and training of staff.

Over the last year, the iTransfer team has continued to improve service and usability of the site to its constituents. Our focus has been to develop and deploy or redevelop various web resources to help our users find, locate, and navigate the iTransfer.org site and the necessary transfer and IAI related information more easily. Through the last year, the iTransfer Coordinator continued to assist with panel related activities as well as serve as contact and information resource for iTransfer and IAI.

In order to better serve the variety of constituents that use the site, the iTransfer staff has utilized a variety of sources to obtain user data and feedback. We have continued to refine and improve the iManage system which allows for all administrative functions for institutional course submitters and IAI related personnel to access information regarding IAI courses. The mobile portion of the iManage system is gaining popularity and prompting staff to consider and explore expansion opportunities.

[Table of Contents](#)

Staff General Information

Moulton Hall
Campus Box 2202
Normal, IL 61790-2202
Website: www.iTransfer.org
Email: ittransfer@iTransfer.org
Phone: 309.438.8640
Fax: 309.438.7350

iTransfer Team

Jess Ray	University Registrar and iTransfer Director
Krista Jackson	iTransfer Coordinator
Adam Julian	iTransfer Web Developer
Rachel Carracci	Transfer Admissions Consultant
Janice Leuchtenberg	Program Facilitator
John Healy	Marketing Support

Supporting Constituents

[Illinois Board of Higher Education](#) Staff

[Illinois Community College Board](#) Staff

Harper College Staff/Backup System/ Business Continuation

IAI Implementation Advisory Council – 21 academic and administrative members serving

IAI Steering Panel – 30 academic and administrative members serving, of these 12 are faculty at participating institutions

IAI Gen Ed Panels – 6 panels with 154 academic and administrative members serving, of these members 96 are faculty in participating institutions

IAI Major Panels – 18 panels with 423 academic and administrative members serving, of these members 303 are faculty in participating institutions

[Transfer Coordinators of Illinois Colleges and Universities Organization](#)

[Table of Contents](#)

Populations Served

The iTransfer web site serves current and potential students in Illinois higher education, parents, faculty/advisors, administrators, planners, registrars, admissions staff, and the public at large.

In our 16th year of working with the site, it continues to be an essential tool for these constituencies. Between July 1, 2013 and June 30, 2014, the site processed 146,063 visits to the site with 94,984 being unique visitors. These figures demonstrate a small upward change over last year's totals and remain an example of high volume user traffic through the site. On average, the site provided 5.9 pages of information per visit and handled a total of 861,176 page views. The average visit duration was 3 minutes, and 52 seconds. Usage increases for the site are due to in part to overall usage increases, but are reflected primarily in the use of the mobile application. From usage data, traffic through the desktop platforms has decreased by just under 4%. At the same time, the usage of the mobile site has seen increases across the platforms of 4% total. (See [Tables and Data Section](#) for detailed daily, monthly, and annual usage information in comparison with last fiscal year.)

96 institutions participated in the IAI this year as full participants and 14 institutions are receiving only institutions. Therefore, our total IAI participating institutions is 110. Faculty, advisors, Transfer Coordinators and Transfer Center Directors, staff, and students from these institutions have and will continue to benefit from the web site. (For a list of schools, see [Tables and Data Section](#) as well as on the iTransfer.org site at: <http://www.itransfer.org/iai/participating.aspx?section=faculty&subsection=school>).

More than 575 faculty members, transfer coordinators, and Academic Officers from both the participating two year, four year, and private institutions serve on IAI General Education and Major Panels. The website facilitates the panel and IAI process by presenting the faculty recommendations and providing institutional faculty and staff with tools such as the IAI Calendar and the iManage Administrative System which provides the administrative functions for all IAI needs.

The most important focus of iTransfer and the Illinois Articulation Initiative is to serve students transferring from institution to institution within the state. As such, it is important to be familiar with student data related to transferring. We utilize a variety of sources to keep track of our student constituents. The below tables are based on u.select Illinois, now known as Transferology/MyCredits Transfer, data for students transferring in the fall of 2012. There were a total of 58,032 students who transferred from one institution to another. These students would be those iTransfer would expect to utilize the site in gathering information and planning for transfer.



2012 Sector Summary of Transfers to and from in Illinois.

Sector Summary of Fall 2012 Students Transferring From:

	Public Univ	Comm Coll	Indpt	Proprty	Out State in IL	Total
Public Univ	1,025	2,945	774	293	86	5,123
Comm Coll	10,831	5,383	6,462	1,825	754	25,255
Indpt	864	1,672	872	311	69	3,788
Proprty	52	194	162	150	38	596
Out State/Foreign	2,761	4,577	3,108	5,129	303	15,878
Unknown	441	1,950	650	3,680	671	7,392
Total	15,974	16,721	12,028	11,388	1,921	58,032

Sector Summary of Fall 2012 Students Transferring To:

	Public Univ	Comm Coll	Indpt	Proprty	Out State/Foreign	Unknown	Total
Public Univ	1,025	10,831	864	52	2,761	441	15,974
Comm Coll	2,945	5,383	1,672	194	4,577	1,950	16,721
Indpt	774	6,462	872	162	3,108	650	12,028
Proprty	293	1,825	311	150	5,129	3,680	11,388
Out State in IL	86	754	69	38	303	671	1,921
Total	5,123	25,255	3,788	596	15,878	7,392	58,032

1/15/2013 Prepared by Transferology/MyCredits Transfer| Available Online at: <http://www.mycreditstransfer.org/support/transferdata.asp>

The transfer data included is provided by our associates from the Transferology/MyCredits Transfer program. Specifics on data contained in this report can be found within the Transferology/MyCredits Transfer site. Many of the figures regarding transfer student data and statistics have been obtained from their data.

Additional information is available via the [IBHE website](#) within the [ILLINOIS TRANSFER AND ARTICULATION INITIATIVES ANNUAL REPORT 2013-2014](#), (for more 2010 Illinois transfer student information, see [Tables and Data Section](#)). For additional information on student transfer figures in fall 2010, review [Tables and Data Section](#). Additional information of transfer made available by [Transferology/MyCredits Transfer](#), formerly u.select Illinois.

[Table of Contents](#)

FY 2015 Objectives:

- Continue to develop iTransfer.org as a resource where users can get information they need regarding transfer in Illinois. Form and foster partnerships with multiple constituents within the state of Illinois to improve discussion of transfer issues.
- Jointly market iTransfer.org, IAI, and Transferology/MyCredits Transfer to constituent groups that need to know about transfer of academic credit. Emphasize that iTransfer is the student portal for transfer resources within the state.
- Take action to improve and assure appropriate business continuation practices. iTransfer staff will review server functionality and structure. Complete the current identified plan to deploy the new server structure to current technological standards and functionality expectations.
- Develop mobile functionality for iManage systems and main iTransfer website.
- Improve information on iTransfer for military and veteran students.
- Increase training for the various users of iManage.
- Support the IAI Transferable General Education Core Curriculum, the IAI Majors, and prepare annual objectives and summary report for IBHE and ICCB.
- Support the iTransfer and IAI mission of transfer and articulation for the State of Illinois as directed by IBHE and ICCB. This includes attending and administratively supporting panel and other IAI meetings.

[Table of Contents](#)

FY 2015 Activities/Projects:

1. Monitor and maintain iTransfer business continuation activities to include existing systems and function - revise as necessary.
 - Edit and “fine tune” systems, including marketing activities to effectively meet client needs.
2. Install and implement new software and hardware to facilitate database and web application design.
 - Review current software on the market to ensure iTransfer is utilizing technologies appropriate for the best functionality.
 - Expand and enhance the mobile site functionality.
3. Continue to upload courses into the course review system for panel review at spring and fall session meetings.
 - This will include monitoring the electronic processes involved in submission and via iManage and working to improve performance and user satisfaction.
4. Attend various IAI GECC and Major Panel meetings in spring and fall sessions.
 - This will continue to include the use of the web conferencing program called [AnyMeeting](#). This program/site is free for our needs. It can be used at our primary venue. However, our secondary venue has firewall protection that blocks use of this program. Staff and faculty can also utilize a conference call option through ISU Conferencing services via a phone bridge that allows a larger number of participants to join any call. This combination offers meeting flexibility for remote participants in panel meetings and training opportunities.
5. Create meeting summaries for meetings iTransfer staff attended.
6. Assist participating institutions with staff training and technical directions/implementation.
 - Utilize and further develop material for the training channel in iManage that houses training tools for institutional staff and faculty accessing the site.
 - Design and deploy a training section within the main iTransfer site for students and visitors to assist in obtaining information and utilizing the site. This training section would not require a login of any kind. It may use videos and Camtasia posted to the iTransfer YouTube channel: [iTransfer1998](#).
 - Continue to offer training online and in person, when possible, for participating institution

staff and faculty. One-on-one sessions will continue to be available and offered to new staff and faculty as needed and requested. Online webinars and training is offered through our free provider [AnyMeeting](#).

- With assistance and input from the IBHE and ICCB staff, develop, refine, and deploy training and orientation opportunities for faculty, both current and new members, serving on IAI faculty panels.
 - Create an IAI orientation manual for faculty and those who are new to working with IAI. This will be done with input from Board staff.
7. Respond to IAI Steering panel directions regarding to program evaluation processes.
 8. Research web site and server technologies to ensure that iTransfer.org reflects current web practices and make changes accordingly.
 - Continue to adjust site based on usability studies and marketing plan to make the site more user friendly.
 9. Continue to develop and implement the IAI/iTransfer marketing plan.
 - With the iTransfer “portal”, the marketing plan will continue its current focus to encompass “all things transfer” in Illinois.
 - Continue updates to the iTransfer website to refine the site as the state of Illinois comprehensive “portal” for transfer student information
 10. Continue technology research, development and implementation plan.
 11. Prepare annual report and identify specific goals for coming year.
 12. Continue the work of increasing the iTransfer military web presence.
 13. Review the Business Continuation with the new hire of the iTransfer IT and Web Administrator for appropriate detail and current practices. Make adjustments as necessary.
 14. Add content based on recommendations from the IAI Advisory Committee, IAI Steering Committee, IBHE, and ICCB
 - Development and completion of projects as they arise.
 15. The iTransfer staff will focus and complete activities related to server structure reconstruction for enhanced business continuation purposes. These will include, but are not limited to:
 - Pricing of new server technology
 - Purchasing of server technologies
 - Set up of appropriate software and server technologies
 - Bolstering server security from external attacks
 - Deploying new server structure with full migration of current information

[Table of Contents](#)

Assessment of iTransfer and Goals/Activities 2013-2014

The iTransfer website was launched in 1998 (iTransfer.org). The look and functionality of the site have undergone many changes and improvements. As technologies improve and change, the iTransfer staff continually makes enhancements, reprogram, and redesign the site. This continuing adjustment also allows the site to remain an interesting and viable tool for transfer information within the state. iTransfer.org continues to operate with the assistance of multiple backups, including a backup site that is maintained and available to provide service if the main site is unavailable.

Currently the website's database houses a total of 7,009 active GECC courses and 2,335 active Major courses for a total of 9,344 courses in IAI. [Table 1a](#) is the course population statistics for IAI GECC and Baccalaureate Majors courses housed in the IAI database for all current and future dates. Also see [Tables and Data Section](#) for more information on general education and major course distribution.

Table 1a:

General Education and Major course information

OVERVIEW

198	Total IAI Gen Ed Descriptions
7,009	Active General Education courses
10,741	Total General Education courses
267	Total IAI Majors Descriptions
2,335	Active General Major courses
13,375	Total Major courses
1,063	Database Updates (Gen Ed Only) Before April 15, 1998
12,314	Gen Ed Database Updates On And After April 15, 1998
21,099	Majors Database Updates On And After April 15, 1998

Course Population Division Statistics

Friday, July 25, 2014 (10:48 AM)

(Includes courses in the database with the following status: Current, Future)

General Education

Total Courses :	7009		
2-Year (60):	4676	66.71 % of 7009	
Public(50)	4676	66.71 % of 7009	100.00 % of 4676
Independent(10)	119	1.70 % of 7009	2.54 % of 4676
4-Year (82):	2213	31.57 % of 7009	
Public (17)	984	14.04 % of 7009	44.46 % of 2213
Independent (65)	1229	17.53 % of 7009	55.54 % of 2213

Baccalaureate Majors

Total Courses:	2335		
2-Year (60):	1751	74.99 % of 2335	
Public(50)	1721	73.70 % of 2335	98.29 % of 1751
Independent(10)	30	1.28 % of 2335	1.71 % of 1751
4-Year (82)	584	25.01 % of 2335	
Public (17)	343	14.69 % of 2335	58.73 % of 584
Independent (65)	241	10.32 % of 2335	41.27 % of 584

The sixteenth year (2013-2014) of the IAI iTransfer web site remains devoted to creating new functionality, redesigning, and refining the site as well as following our marketing and technology plan. Accordingly, iTransfer staff completed and began work on a variety of projects that enhanced our FY 2013 objectives.

The overall objective for the iTransfer staff was to continue to enhance and develop the iTransfer.org website, to support the IAI Major and Transferable GECC package, and prepare the annual iTransfer report, which includes annual objectives as well as a summary of the program.

In FY 2014, the following projects and activities were completed.

Staff:

1. Monitored and maintained iTransfer business continuation activities to include existing systems and function - revised as necessary.

2013-2014 activities undertaken

- iTransfer staff continued to edit, refine, and "fine tune" systems, including marketing activities to effectively meet client needs.
- Technologies were updated and new servers were purchased.

2. Installed and implemented new software and hardware to facilitate database and web application design.

2013-2014 activities undertaken

- Reviewed current software on the market to ensure iTransfer is utilizing technologies appropriate to best functionality.
- Programs necessary for keeping the servers secure and running at peak performance were updated and installed as necessary.

3. Continued to upload courses into the course review system for panel review at spring and fall session meetings.

2013-2014 activities undertaken

- This included monitoring the electronic processes involved in submission and via iManage and working to improve performance and user satisfaction.

4. Attended various IAI GECC and Major Panel meetings in fall and spring sessions.

2013-2014 activities undertaken

- This included the use of the web conferencing program called [AnyMeeting](#) and conference calling was also made available to remote participants.

5. Created meeting summaries for iTransfer staff meetings attended.

2013-2014 activities undertaken

- All meeting summaries for iTransfer managed panels were posted to the appropriate place

- on the iTransfer site, utilizing the iManage Meeting Management system.
6. Assisted participating institutions with staff training and technical directions/implementation.
2013-2014 activities undertaken
 - The reprogrammed iManage system which includes a training channel was deployed in December 2013.
 - Continued to offer training online, one-on-one, and in person, when possible, for participating institution staff and faculty. Online webinar and training was offered through our free provider [AnyMeeting](#).
 - Began work on refining training opportunities for new faculty serving on panels. Further work will be undertaken in FY 2015 with significant assistance and input from IBHE and ICCB IAI staff.
 7. Responded to IAI Steering panel directions in response to program evaluation process.
2013-2014 activities undertaken
 - As requests and needs were identified by the Steering Panel, staff worked to implement recommendations for IAI and iTransfer.
 8. Researched web site and server technologies to ensure that iTransfer.org reflects current web practices and changed accordingly.
2013-2014 activities undertaken
 - Continued to adjust site based on usability studies and marketing plan to make the site more user friendly.
 - Continued to refine and develop the [Faculty channel](#) and [Transfer Coordinator channel](#) for easier navigation within the site by our stakeholders. As a result of this process, it was determined that having two sections for each identified immediately on the site was not necessarily assisting users in obtaining the information for which they were visiting iTransfer. Staff have begun the work of exploring and defining a walk through basis, similar to the student section, to allow administrative visitors find their information more intuitively.
 - Continued to refine and further develop the iManage system. A reprogrammed iManage was release in December 2013. This redesign is intended to enhance functionality and design of the administrative processes of IAI.
 9. Continued to develop and implement the IAI/iTransfer marketing plan.
2013-2014 activities undertaken
 - With the iTransfer "portal", the marketing plan continued within FY 2013 with its focus to encompass "all things transfer" in Illinois. As a result of review material on the site to this end, it was determined that the information included on the site for military and veteran students was lacking. Staff created a subcommittee to assist in the redesign and expansion of this section. The current plan is to deploy this redesign with the release of the reprogrammed iManage.
 10. Continued technology research, development and implementation plan.
2013-2014 activities undertaken
 - iTransfer staff met frequently to discuss projects, marketing opportunities, and look at refining site aspects to increase satisfaction with site functionality. This included a few all-day meetings in FY 2013.
 11. Prepared annual report and identified specific goals for coming year.
2013-2014 activities undertaken
 - The annual report was completed, shared with appropriate Board representatives, and deployed on the iTransfer site before mid-September 2012.
 12. Continued to provide support to our Board constituents.
2013-2014 activities undertaken
 - Staff continued to provide assistance and support to the IBHE and ICCB staff as necessary. This included phone meetings and trips out of town to programmatic meetings

- in Springfield and other locations. Training was also offered whenever board representatives requested it.
- Provided assistance to Board Staff as appropriate when a vacancy occurred with staff working with IAI.
13. Continued to review and refine the iTransfer operations manual and Business Continuation Plan.
2013-2014 activities undertaken
- Reviewed recently updated business continuation plan and made appropriate changes.
14. Continued updates to the iTransfer website to refine the site as the state of Illinois comprehensive “portal” for transfer student information
2013-2014 activities undertaken
- Staff continued to review Google analytics, site navigation, and user feedback to improve functionality and design of the site.
 - As a result of initiatives within the state involving support and assistance for current and former military personnel attending college, staff began work on enhancing and improving military information housed on the site. With the help of a small committee of 15 members formed to assist in the endeavor, work has begun on revising site information. The revision work was suspended due to staffing issues but will be further pursued in FY 2015.
15. Added content based on recommendations from the IAI Advisory Committee, IAI Steering Committee, IBHE, and ICCB
2013-2014 activities undertaken
- As changes in information were announced, the site was updated to reflect any changes and recommendations provided by constituents.
16. Developed and completed of projects as they arose.
2013-2014 activities undertaken
- The iTransfer programmer noticed an issue that required reprogramming the iManage system for enhanced functionality. This project was completed in a timely manner and ahead of schedule.
17. When the iTransfer Programmer position was vacated in mid fiscal year 2014, the remaining iTransfer staff worked to hire a replacement
2013-2014 activities undertaken
- Plans were made cover work and manage expectations in the absence of a Programmer
 - The job position was reviewed by staff and Human Resources to ensure the skills and expectations were appropriate for the position.
 - The position was advertised in a variety of web and in-print venues.
 - A new iTransfer IT and Web Administrator was hired at the end of FY 2014 with a start date at the beginning of FY 2015. We welcome Richard Stillwell to the iTransfer team.

[Table of Contents](#)

Productivity Measures for FY 2014 iTransfer Website

iTransfer	FY 2013	FY 2014
Presentations	1	2
Training Sessions	12*	14*
Applications Developed	1**	0**
Applications Modified	6	1
Meetings attended	36***	31***
Database updates	698****	1180****

*includes online and one-on-one training offered in FY 2014 for iManage system

**this includes any new application deployed.

***includes panel meetings iTransfer staff attended as well as other IAI related meetings

**** includes course updates for GECC and major courses in all of FY 2014(See [Tables and Data Section](#) for FY 2014 Course distribution) – information gathered from the iManage database update system. (See Database Update Information in the [Tables and Data Section](#))

The training sessions for this year included the following:

- Training on the website and iManage at the fall and spring Transfer Coordinators' Meeting.
- Training for new staff at the Boards as needed
- Online webinars and one-on-one training opportunities offered to new staff and faculty members on panels as requested for the iTransfer.org site use and the iManage system.

This year, iTransfer staff focused on improving the usability and functionality of the site for our stakeholders while maintaining consistency in the quality of service and communication tools utilized. The iTransfer.org site has continued to be a primary resource for those interested in transfer and those who work with the transfer students of Illinois.

In the next fiscal year, new projects will be explored, developed and will be rolled out to improve performance and experience within the site. These will include, but are not limited to:

- Server structure reconstruction for better functionality, security, and to improve business continuation practices.
- Enhancements of the main iTransfer.org site for military and veterans students seeking transfer and educational opportunities in the state of Illinois.
- Enhancements to the main iTransfer.org site as needed with the expectation of a possible future re-design to better serve our constituents and to further improve functionality.

[Table of Contents](#)

TABLES & DATA SECTION

[Table of Contents](#)

Jul 1, 2013 - Jul 1, 2014
Compare to: Jul 1, 2012 - Jul 1, 2013

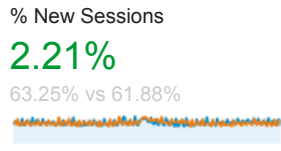
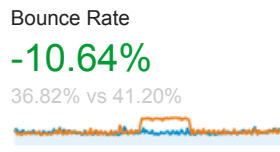
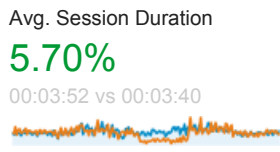
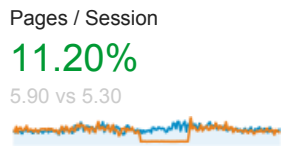
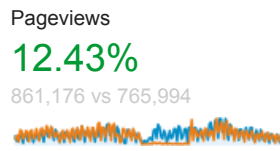
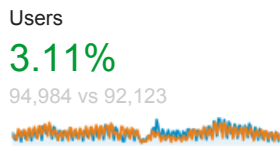
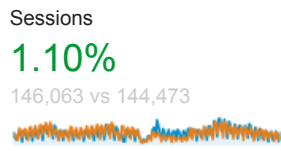
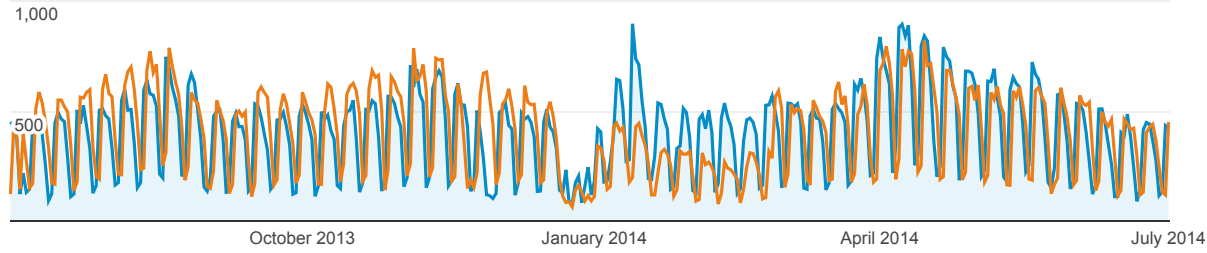
Audience Overview

All Sessions
+0.00%

+ Add Segment

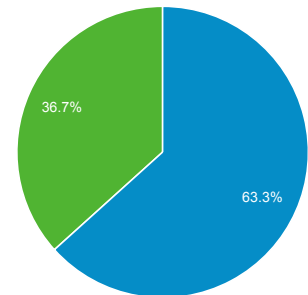
Overview

Jul 1, 2013 - Jul 1, 2014: ● Sessions
Jul 1, 2012 - Jul 1, 2013: ● Sessions

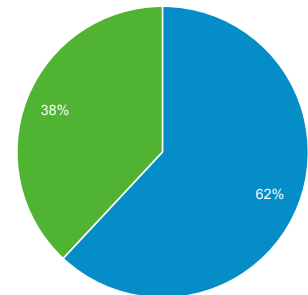


■ New Visitor ■ Returning Visitor

Jul 1, 2013 - Jul 1, 2014



Jul 1, 2012 - Jul 1, 2013



Language

	Sessions	% Sessions
1. en-us		
Jul 1, 2013 - Jul 1, 2014	135,381	92.69%
Jul 1, 2012 - Jul 1, 2013	131,567	91.07%
% Change	2.90%	1.78%
2. pt-br		
Jul 1, 2013 - Jul 1, 2014	5,351	3.66%
Jul 1, 2012 - Jul 1, 2013	4,507	3.12%
% Change	18.73%	17.43%
3. pt-pt		
Jul 1, 2013 - Jul 1, 2014	881	0.60%
Jul 1, 2012 - Jul 1, 2013	1,926	1.33%
% Change	-54.26%	-54.76%

4. en

Jul 1, 2013 - Jul 1, 2014	766	0.52%
Jul 1, 2012 - Jul 1, 2013	1,875	1.30%
% Change	-59.15%	-59.59%

5. zh-cn

Jul 1, 2013 - Jul 1, 2014	593	0.41%
Jul 1, 2012 - Jul 1, 2013	617	0.43%
% Change	-3.89%	-4.94%

6. en-gb

Jul 1, 2013 - Jul 1, 2014	441	0.30%
Jul 1, 2012 - Jul 1, 2013	360	0.25%
% Change	22.50%	21.17%

7. c

Jul 1, 2013 - Jul 1, 2014	209	0.14%
Jul 1, 2012 - Jul 1, 2013	14	0.01%
% Change	1,392.86%	1,376.61%

8. ru

Jul 1, 2013 - Jul 1, 2014	191	0.13%
Jul 1, 2012 - Jul 1, 2013	266	0.18%
% Change	-28.20%	-28.98%

9. ko

Jul 1, 2013 - Jul 1, 2014	187	0.13%
Jul 1, 2012 - Jul 1, 2013	241	0.17%
% Change	-22.41%	-23.25%

10. es

Jul 1, 2013 - Jul 1, 2014	171	0.12%
Jul 1, 2012 - Jul 1, 2013	129	0.09%
% Change	32.56%	31.12%

Jul 1, 2013 - Jul 1, 2014
Compare to: Jul 1, 2012 - Jul 1, 2013

This report is based on 249,626 sessions (86.05% of sessions). [Learn more](#)

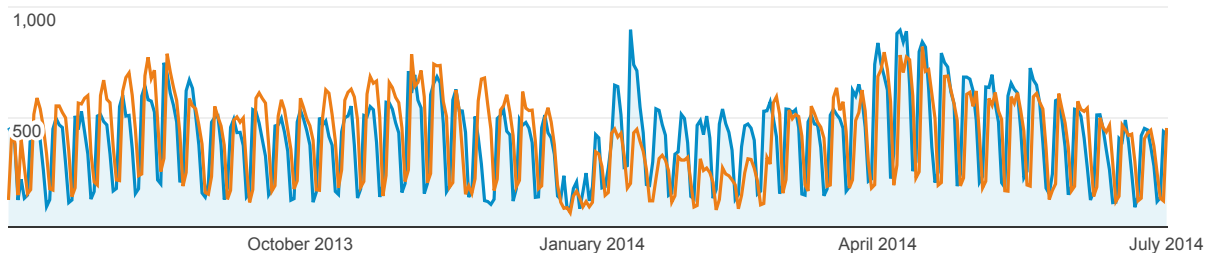
All Sessions
+0.00%

+ Add Segment

Explorer

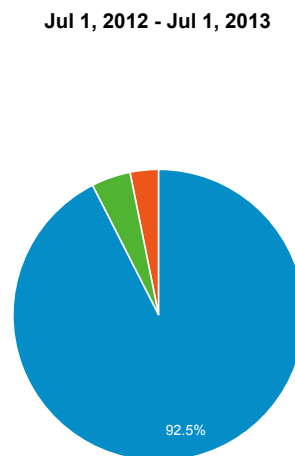
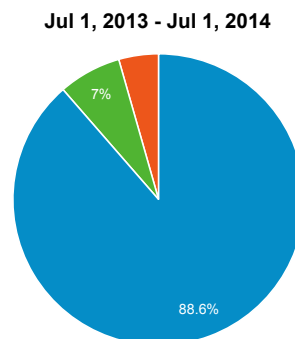
Summary

Jul 1, 2013 - Jul 1, 2014: Sessions
Jul 1, 2012 - Jul 1, 2013: Sessions



Device Category	Sessions	Sessions
	1.09% 146,059 vs 144,477	1.09% 146,059 vs 144,477
1. desktop		
Jul 1, 2013 - Jul 1, 2014	129,414	88.60%
Jul 1, 2012 - Jul 1, 2013	133,635	92.50%
2. mobile		
Jul 1, 2013 - Jul 1, 2014	10,187	6.97%
Jul 1, 2012 - Jul 1, 2013	6,279	4.35%
3. tablet		
Jul 1, 2013 - Jul 1, 2014	6,458	4.42%
Jul 1, 2012 - Jul 1, 2013	4,563	3.16%

Contribution to total:
Sessions



List of Participating Schools in IAI

Full-Participating Schools

There are 95 schools recognized by IAI currently as full-participation schools.

Two-Year Public Institutions (48 schools)

[Black Hawk College](#)
[Carl Sandburg College](#)
[College of DuPage](#)
[College of Lake County](#)
[Daley College \(Richard J.\) \(CCC\)](#)
[Danville Area Community College](#)
[Elgin Community College](#)
[Frontier Community College \(IECC\)](#)
[Harold Washington College \(CCC\)](#)
[Harper College](#)
[Heartland Community College](#)
[Highland Community College](#)
[Illinois Central College](#)
[Illinois Valley Community College](#)
[John A. Logan College](#)
[John Wood Community College](#)
[Joliet Junior College](#)
[Kankakee Community College](#)
[Kaskaskia College](#)
[Kennedy-King College \(CCC\)](#)
[Kishwaukee College](#)
[Lake Land College](#)
[Lewis & Clark Community College](#)
[Lincoln Land Community College](#)
[Lincoln Trail College \(IECC\)](#)
[Malcolm X College \(CCC\)](#)
[McHenry County College](#)
[Moraine Valley Community College](#)
[Morton College](#)
[Oakton Community College](#)
[Olive-Harvey College \(CCC\)](#)
[Olney Central College \(IECC\)](#)
[Parkland College](#)
[Prairie State College](#)
[Rend Lake College](#)
[Richland Community College](#)
[Rock Valley College](#)
[Sauk Valley Community College](#)
[Shawnee Community College](#)
[South Suburban College](#)
[Southeastern Illinois College](#)
[Southwestern Illinois College](#)
[Spoon River College](#)
[Triton College](#)

[Truman College \(Harry S\) \(CCC\)](#)
[Wabash Valley College \(IECC\)](#)
[Waubonsee Community College](#)
[Wilbur Wright College \(CCC\)](#)

Two-Year Independent Institutions (2 schools)

[MacCormac College](#)
[Northwestern College](#)

Four-Year Public Institutions (12 schools)

[Chicago State University](#)
[Eastern Illinois University](#)
[Governors State University](#)
[Illinois State University](#)
[Northeastern Illinois University](#)
[Northern Illinois University](#)
[Southern Illinois University Carbondale](#)
[Southern Illinois University Edwardsville](#)
[University of Illinois at Chicago](#)
[University of Illinois at Springfield](#)
[University of Illinois at Urbana-Champaign](#)
[Western Illinois University](#)

Full-Participating Schools Continued

Four-Year Independent Institutions (33 schools)

[Aurora University](#)
[Benedictine University](#)
[Blackburn College](#)
[Bradley University](#)
[Concordia University Chicago](#)
[DePaul University](#)
[DeVry University - Illinois](#)
[Dominican University](#)
[Elmhurst College](#)
[Illinois College](#)
[Illinois Institute of Art](#)
[Judson University](#)
[Kendall College](#)
[Lewis University](#)
[Lincoln Christian University](#)

[Lincoln College](#)
[MacMurray College](#)
[McKendree University](#)
[Midstate College](#)
[Millikin University](#)
[National-Louis University](#)
[North Central College](#)
[North Park University](#)
[Olivet Nazarene University](#)
[Quincy University](#)
[Robert Morris University](#)
[Rockford University](#)
[Roosevelt University](#)
[Saint Xavier University](#)
[St. Augustine College](#)
[Trinity Christian College](#)
[Trinity International University](#)
[University of St. Francis](#)

Receiving-Only Institutions

There are 14 schools recognized by IAI currently as receiving-only schools.

If your institution is listed as a "Receiving only" institution, you should be aware that your college or university will take a completed GECC package from any of the full participating institutions listed above. However, should you decide to transfer from your "Receiving only" institution to another institution without a completed GECC package, you will not be considered as having completed your general education requirements. It is strongly recommended that you work with your academic advisor at both your current and future institutions in the event that you decide to transfer from a "Receiving only" institution.

Two-Year Public Institutions (0 schools)

Two-Year Independent Institutions (2 schools)

[Solex College \[R\]](#)
[The College of Office Technology \[R\]](#)

Four-Year Public Institutions (0 schools)

Four-Year Independent Institutions (12 schools)

[American InterContinental University \[R\]](#)
[Argosy University - Chicago \[R\]](#)
[Columbia College Chicago \[R\]](#)
[East-West University \[R\]](#)
[Eureka College \[R\]](#)
[Illinois Institute of Technology \[R\]](#)
[ITT Technical Institute \[R\]](#)
[Knox College \[R\]](#)
[Lake Forest College \[R\]](#)
[Loyola University Chicago \[R\]](#)
[Northwestern Business College \[R\]](#)
[Resurrection University \[R\]](#)

Information provided by the iTransfer site at:
<http://www.itransfer.org/IAI/participating.aspx?section=faculty&subsection=school>

Course Division Statistics by IAI Descriptor

IAI General Education

A - IAI Gen, Ed. Code

B - Number of institutional courses in databases (*Historical*, Current, Future, *AND Inactive*) equated to IAI Code

C - Percentage of total IAI Gen. Ed. institutional courses (out of 9,816)

A	B	C
C1 900	161	1.50 %
C1 900R	29	0.27 %
C1 901	116	1.08 %
C1 901R	154	1.43 %
C2 900	190	1.77 %
F1 900	112	1.04 %
F1 901	73	0.68 %
F1 902	41	0.38 %
F1 903N	44	0.41 %
F1 904	47	0.44 %
F1 905D	15	0.14 %
F1 906	20	0.19 %
F1 907	104	0.97 %
F1 908	28	0.26 %
F1 909D	15	0.14 %
F1 910	3	0.03 %
F2 900	111	1.03 %
F2 901	113	1.05 %
F2 902	151	1.40 %
F2 903N	71	0.66 %
F2 904	18	0.17 %
F2 905	83	0.77 %
F2 906D	10	0.09 %
F2 907D	7	0.07 %
F2 908	56	0.52 %
F2 909	27	0.25 %
F9 900	37	0.34 %
H1 900	390	3.63 %
H2 900	16	0.15 %
H2 901	46	0.43 %
H2 902	52	0.48 %
H2 903N	53	0.49 %
H2 904	19	0.18 %

A	B	C
H2 905	13	0.12 %
H2 906	1	0.01 %
H2 907	2	0.02 %
H2 908	4	0.04 %
H2 909D	5	0.05 %
H3 900	79	0.73 %
H3 901	81	0.75 %
H3 902	62	0.58 %
H3 903	68	0.63 %
H3 904	10	0.09 %
H3 905	71	0.66 %
H3 906	76	0.71 %
H3 907	59	0.55 %
H3 908N	64	0.60 %
H3 909	52	0.48 %
H3 910D	77	0.72 %
H3 911D	89	0.83 %
H3 912	94	0.87 %
H3 913	95	0.88 %
H3 914	98	0.91 %
H3 915	93	0.87 %
H3 916	43	0.40 %
H3 917	19	0.18 %
H3 918	15	0.14 %
H4 900	107	1.00 %
H4 901	35	0.33 %
H4 902	28	0.26 %
H4 903N	22	0.20 %
H4 904	101	0.94 %
H4 905	52	0.48 %
H4 906	117	1.09 %
H5 900	24	0.22 %
H5 901	100	0.93 %
H5 904N	106	0.99 %
H5 905	17	0.16 %
H9 900	44	0.41 %
H9 901	48	0.45 %
H9 903D	17	0.16 %
HF 900	48	0.45 %
HF 901	22	0.20 %
HF 902	37	0.34 %
HF 903	33	0.31 %
HF 904N	66	0.61 %
HF 906D	26	0.24 %
HF 907D	15	0.14 %

A	B	C
HF 908	22	0.20 %
HS 900	3	0.03 %
HS 901	1	0.01 %
HS 902	2	0.02 %
HS 903	2	0.02 %
ITE D	2	0.02 %
L1 900	32	0.30 %
L1 900L	169	1.57 %
L1 901	16	0.15 %
L1 901L	60	0.56 %
L1 902	5	0.05 %
L1 902L	45	0.42 %
L1 903	12	0.11 %
L1 903L	21	0.20 %
L1 904	35	0.33 %
L1 904L	88	0.82 %
L1 905	68	0.63 %
L1 905L	59	0.55 %
L1 906	32	0.30 %
L1 906L	12	0.11 %
L1 907	18	0.17 %
L1 907L	5	0.05 %
L1 910L	130	1.21 %
LP 900	7	0.07 %
LP 900L	11	0.10 %
LP 901	2	0.02 %
LP 901L	5	0.05 %
M1 900	364	3.39 %
M1 900-1	92	0.86 %
M1 900-2	91	0.85 %
M1 900-3	87	0.81 %
M1 900-B	62	0.58 %
M1 900-O	2	0.02 %
M1 901	18	0.17 %
M1 902	173	1.61 %
M1 903	74	0.69 %
M1 904	68	0.63 %
M1 905	55	0.51 %
M1 906	82	0.76 %
M1 907	7	0.07 %
P1 900	31	0.29 %
P1 900L	136	1.27 %
P1 901	43	0.40 %
P1 901L	37	0.34 %
P1 902	39	0.36 %

A	B	C
P1 902L	186	1.73 %
P1 903	17	0.16 %
P1 903L	56	0.52 %
P1 904	4	0.04 %
P1 904L	14	0.13 %
P1 905	59	0.55 %
P1 905L	80	0.74 %
P1 906	66	0.61 %
P1 906L	62	0.58 %
P1 907	16	0.15 %
P1 907L	89	0.83 %
P1 908	22	0.20 %
P1 908L	12	0.11 %
P1 909	32	0.30 %
P1 909L	35	0.33 %
P2 900	6	0.06 %
P2 900L	69	0.64 %
P9 900	30	0.28 %
P9 900L	55	0.51 %
S1 900N	51	0.47 %
S1 901N	83	0.77 %
S1 902	43	0.40 %
S1 903	38	0.35 %
S1 904D	13	0.12 %
S2 900	108	1.00 %
S2 901	112	1.04 %
S2 902	61	0.57 %
S2 903	63	0.59 %
S2 904N	4	0.04 %
S2 905N	9	0.08 %
S2 906N	49	0.46 %
S2 907N	23	0.21 %
S2 908N	46	0.43 %
S2 909N	31	0.29 %
S2 910N	61	0.57 %
S2 911N	19	0.18 %
S2 912N	32	0.30 %
S2 913N	43	0.40 %
S2 914N	5	0.05 %
S2 915N	4	0.04 %
S2 916N	3	0.03 %
S2 917N	2	0.02 %
S2 918N	13	0.12 %
S2 919N	12	0.11 %
S3 900	60	0.56 %

A	B	C
S3 901	120	1.12 %
S3 902	123	1.14 %
S4 900N	101	0.94 %
S4 901	15	0.14 %
S4 902N	22	0.20 %
S4 903N	35	0.33 %
S4 904	3	0.03 %
S5 900	113	1.05 %
S5 902	72	0.67 %
S5 903	61	0.57 %
S5 904	93	0.87 %
S5 905	64	0.60 %
S5 906N	19	0.18 %
S6 900	128	1.19 %
S6 901	9	0.08 %
S6 902	67	0.62 %
S6 903	72	0.67 %
S6 904	51	0.47 %
S6 905	57	0.53 %
S7 900	113	1.05 %
S7 901	85	0.79 %
S7 902	109	1.01 %
S7 903D	65	0.60 %
S7 904D	31	0.29 %
S8 900	106	0.99 %
S9 900	32	0.30 %
S9 901	14	0.13 %

IAI Gen. Ed. Code(s) with the greatest number of equated institutional courses:

A	B	C
H1900	390	3.63 %

IAI Gen. Ed. Code(s) with the least number of equated institutional courses (but at least one):

A	B	C
HS901	1	0.01 %
H2906	1	0.01 %

IAI Majors

A - IAI Majors Prefix

B - Numbers of institutional courses in database (Historical, Current, Future, AND Inactive) with IAI Majors Prefix

C - Percentage of total IAI Majors institutional courses (out of 12,967) - (Historical, Current, Future, AND Inactive)

NOTE: List is displaying only information on active majors with current active major descriptors

A	B	C
CS	452	3.38 %
ECE	0	0.00 %
PSY	374	2.80 %
MC	393	2.94 %
CRJ	339	2.53 %
EGR	1368	10.23 %
AG	301	2.25 %
ART	1131	8.46 %
MTH	446	3.33 %
TA	348	2.60 %
PLS	195	1.46 %
PHY	44	0.33 %
CHM	317	2.37 %
BUS	580	4.34 %
IND	127	0.95 %
BIO	919	6.87 %

A - IAI Majors Codes

B - Numbers of institutional courses in database (Historical, Current, Future, AND Inactive) with IAI Majors Prefix

C - Percentage of total IAI Majors institutional courses (out of 12,967) - (Historical, Current, Future, AND Inactive)

NOTE: List is displaying all information on active and inactive majors with all descriptors including historical, current, future and inactive courses and descriptors.

A	B	C
AG 901	39	0.29 %
AG 902	39	0.29 %
AG 903	38	0.28 %
AG 904	49	0.37 %
AG 905	44	0.33 %
AG 906	30	0.22 %
AG 911	14	0.10 %
AG 912	18	0.13 %
AG 913	30	0.22 %
ART 901	82	0.61 %

A	B	C
ART 902	86	0.64 %
ART 903	34	0.25 %
ART 904	104	0.78 %
ART 905	82	0.61 %
ART 906	80	0.60 %
ART 907	83	0.62 %
ART 908	78	0.58 %
ART 911	90	0.67 %
ART 912	80	0.60 %
ART 913	56	0.42 %
ART 914	50	0.37 %
ART 915	31	0.23 %
ART 916	11	0.08 %
ART 917	72	0.54 %
ART 918	48	0.36 %
ART 919	24	0.18 %
ART 921	2	0.01 %
ART 951	7	0.05 %
ART 952	10	0.07 %
ART 953	4	0.03 %
ART 954	2	0.01 %
ART 955	1	0.01 %
ART 957	5	0.04 %
ART 960	9	0.07 %
BIO 903	87	0.65 %
BIO 904	90	0.67 %
BIO 906	91	0.68 %
BIO 907	100	0.75 %
BIO 908	94	0.70 %
BIO 909	82	0.61 %
BIO 910	178	1.33 %
BIO 911	81	0.61 %
BIO 912	79	0.59 %
BIO 913	13	0.10 %
BIO 914	11	0.08 %
BIO 915	13	0.10 %
BUS 901	108	0.81 %
BUS 902	97	0.73 %
BUS 903	89	0.67 %
BUS 904	85	0.64 %
BUS 911	74	0.55 %
BUS 912	72	0.54 %
BUS 913	55	0.41 %
CHM 911	79	0.59 %
CHM 912	83	0.62 %

A	B	C
CHM 913	77	0.58 %
CHM 914	78	0.58 %
CLS 901	61	0.46 %
CLS 902	65	0.49 %
CLS 903	58	0.43 %
CLS 904	56	0.42 %
CLS 905	61	0.46 %
CLS 906	72	0.54 %
CLS 907	81	0.61 %
CLS 908	66	0.49 %
CLS 909	57	0.43 %
CLS 910	26	0.19 %
CLS 912	81	0.61 %
CLS 913	2	0.01 %
CLS 914	3	0.02 %
CLS 915	2	0.01 %
CLS 916	4	0.03 %
CLS 921	8	0.06 %
CLS 922	3	0.02 %
CRJ 901	78	0.58 %
CRJ 911	64	0.48 %
CRJ 912	71	0.53 %
CRJ 913	57	0.43 %
CRJ 914	69	0.52 %
CS 910	39	0.29 %
CS 911	128	0.96 %
CS 912	106	0.79 %
CS 913	45	0.34 %
CS 914	29	0.22 %
CS 915	55	0.41 %
CS 921	24	0.18 %
CS 922	26	0.19 %
ECE 901	29	0.22 %
ECE 902	23	0.17 %
ECE 911	49	0.37 %
ECE 912	62	0.46 %
ECE 913	66	0.49 %
ECE 914	54	0.40 %
ECE 915	19	0.14 %
EDU 901	16	0.12 %
EDU 902	8	0.06 %
EDU 903	11	0.08 %
EDU 904	15	0.11 %
EDU 905	7	0.05 %
EED 901	65	0.49 %

A	B	C
EED 902	70	0.52 %
EED 903	40	0.30 %
EED 904	58	0.43 %
EGL 911	39	0.29 %
EGL 912	37	0.28 %
EGL 913	34	0.25 %
EGL 914	37	0.28 %
EGL 915	29	0.22 %
EGL 916	20	0.15 %
EGL 917	24	0.18 %
EGL 918	26	0.19 %
EGL 919	27	0.20 %
EGL 920	1	0.01 %
EGL 921	15	0.11 %
EGL 922	16	0.12 %
EGL 923	3	0.02 %
EGL 924	5	0.04 %
EGR 901	86	0.64 %
EGR 902	82	0.61 %
EGR 903	85	0.64 %
EGR 904	73	0.55 %
EGR 911	66	0.49 %
EGR 912	76	0.57 %
EGR 913	11	0.08 %
EGR 914	57	0.43 %
EGR 921	34	0.25 %
EGR 922	52	0.39 %
EGR 931	47	0.35 %
EGR 931L	31	0.23 %
EGR 932	17	0.13 %
EGR 932L	19	0.14 %
EGR 941	75	0.56 %
EGR 942	81	0.61 %
EGR 943	76	0.57 %
EGR 944	10	0.07 %
EGR 945	34	0.25 %
EGR 946	23	0.17 %
EGR 961	88	0.66 %
EGR 962	86	0.64 %
EGR 963	79	0.59 %
EGR 964	80	0.60 %
HST 911	54	0.40 %
HST 912	59	0.44 %
HST 913	53	0.40 %
HST 914	55	0.41 %

A	B	C
HST 915	8	0.06 %
HST 916	9	0.07 %
IND 911	47	0.35 %
IND 912	26	0.19 %
IND 913	30	0.22 %
IND 914	24	0.18 %
MC 911	84	0.63 %
MC 912	31	0.23 %
MC 913	19	0.14 %
MC 914	38	0.28 %
MC 915	30	0.22 %
MC 916	38	0.28 %
MC 917	23	0.17 %
MC 918	27	0.20 %
MC 919	54	0.40 %
MC 920	20	0.15 %
MC 921	4	0.03 %
MC 922	6	0.04 %
MC 923	12	0.09 %
MC 924	7	0.05 %
MTH 901	76	0.57 %
MTH 902	75	0.56 %
MTH 903	79	0.59 %
MTH 911	50	0.37 %
MTH 912	72	0.54 %
MTH 921	53	0.40 %
MTH 922	41	0.31 %
MTM 901	31	0.23 %
MTM 902L	30	0.22 %
MTM 915	42	0.31 %
MTM 916	3	0.02 %
MTM 921	33	0.25 %
MTM 922	26	0.19 %
MTM 923	25	0.19 %
MTM 931	23	0.17 %
MTM 932	18	0.13 %
MTM 933	27	0.20 %
MTM 934	9	0.07 %
MTM 935	4	0.03 %
MTM 936	20	0.15 %
MTM 937	8	0.06 %
MUS 901	164	1.23 %
MUS 902	153	1.14 %
MUS 903	123	0.92 %
MUS 904	112	0.84 %

A	B	C
MUS 905	78	0.58 %
MUS 908	513	3.84 %
MUS 909	1416	10.59 %
NUR 903	71	0.53 %
NUR 904	68	0.51 %
NUR 905	74	0.55 %
NUR 906	58	0.43 %
NUR 907	69	0.52 %
NUR 908	67	0.50 %
NUR 910	24	0.18 %
PHY 900	2	0.01 %
PHY 911	14	0.10 %
PHY 912	17	0.13 %
PHY 913	8	0.06 %
PHY 914	3	0.02 %
PLS 911	61	0.46 %
PLS 912	49	0.37 %
PLS 913	19	0.14 %
PLS 914	26	0.19 %
PLS 915	40	0.30 %
PSY 901	47	0.35 %
PSY 902	35	0.26 %
PSY 903	36	0.27 %
PSY 904	34	0.25 %
PSY 905	65	0.49 %
PSY 906	38	0.28 %
PSY 907	43	0.32 %
PSY 908	76	0.57 %
SED 901	61	0.46 %
SED 902	56	0.42 %
SED 903	46	0.34 %
SED 904	58	0.43 %
SED 905	46	0.34 %
SOC 911	40	0.30 %
SOC 912	43	0.32 %
SOC 913	31	0.23 %
SOC 914	22	0.16 %
SOC 915	15	0.11 %
SPC 911	25	0.19 %
SPC 912	10	0.07 %
SPC 913	11	0.08 %
SPC 914	4	0.03 %
SPC 915	34	0.25 %
SPC 916	18	0.13 %
SPC 917	4	0.03 %

A	B	C
SPC 918	1	0.01 %
SPC 919	1	0.01 %
SPC 920	42	0.31 %
SPC 921	45	0.34 %
SPE 911	54	0.40 %
SPE 912	63	0.47 %
SPE 913	70	0.52 %
SPE 914	46	0.34 %
SPE 915	9	0.07 %
SW 911	24	0.18 %
SW 912	24	0.18 %
TA 911	41	0.31 %
TA 912	23	0.17 %
TA 913	14	0.10 %
TA 914	76	0.57 %
TA 915	41	0.31 %
TA 916	48	0.36 %
TA 917	18	0.13 %
TA 918	87	0.65 %

NOTE: The two tables below include information on inactive Majors and descriptors.

IAI Majors Code(s) with the greatest number of equated institutional courses:

A	B	C
MUS909	1416	10.59 %

IAI Majors Code(s) with the least number of equated institutional Courses:

A	B	C
ART955	1	0.01 %
SPC918	1	0.01 %
EGL920	1	0.01 %
SPC919	1	0.01 %

Course Review Statistics

Fall 2013	
Five Year Review Courses	94
New Courses	188
Spring 2014	
Five Year Review Courses	227
New Courses	227

Fall 2013	
Total Courses Submitted to the system	282
5 Year Review	
Total Courses	94
Pending Decision	0
Approved Courses	58
Conditional Approved Courses	3
Rejected Courses	16
Need More Information	17
New Course Review	
Total Courses	188
Pending Decision	0
Approved Courses	93
Conditional Approved Courses	14
Rejected Courses	51
Need More Information	29

Spring 2014	
Total Courses Submitted to the system	454
5 Year Review	
Total Courses	227
Pending Decision	2
Approved Courses	132
Conditional Approved Courses	34
Rejected Courses	18
Need More Information	34
New Course Review	
Total Courses	227
Pending Decision	17
Approved Courses	98
Conditional Approved Courses	24
Rejected Courses	64
Need More Information	21

IAI 5 Year Review Stats

[GenEd] Communication Panel

Current Courses	5 Year reviewed Courses	Pending Courses
274	90	184

[GenEd] Humanities/Fine Arts Panel

Current Courses	5 Year reviewed Courses	Pending Courses
2351	62	2289

[GenEd] Life Sciences Panel

Current Courses	5 Year reviewed Courses	Pending Courses
353	57	296

[GenEd] Mathematics Panel

Current Courses	5 Year reviewed Courses	Pending Courses
592	74	518

[GenEd] Physical Sciences Panel

Current Courses	5 Year reviewed Courses	Pending Courses
726	168	558

[GenEd] Social and Behavioral Sciences Panel

Current Courses	5 Year reviewed Courses	Pending Courses
1850	121	1729

[Major] Agriculture Panel

Current Courses	5 Year reviewed Courses	Pending Courses
160	62	98

[Major] Art Panel

Current Courses	5 Year reviewed Courses	Pending Courses
0	0	0

[Major] Biology Panel

Current Courses	5 Year reviewed Courses	Pending Courses
113	28	85

[Major] Business Panel

Current Courses	5 Year reviewed Courses	Pending Courses
241	129	112

[Major] Chemistry Panel

Current Courses	5 Year reviewed Courses	Pending Courses
225	17	208

[Major] Computer Science Panel

Current Courses	5 Year reviewed Courses	Pending Courses
140	31	109

[Major] Criminal Justice Panel

Current Courses	5 Year reviewed Courses	Pending Courses
172	54	118

[Major] Early Childhood Education Panel

Current Courses	5 Year reviewed Courses	Pending Courses
0	0	0

[Major] Engineering Panel

Current Courses	5 Year reviewed Courses	Pending Courses
203	31	172

[Major] English Panel

Current Courses	5 Year reviewed Courses	Pending Courses
0	0	0

[Major] History Panel

Current Courses	5 Year reviewed Courses	Pending Courses
0	0	0

[Major] Industrial Technology

Current Courses	5 Year reviewed Courses	Pending Courses
51	21	30

[Major] Mass Communication Panel

Current Courses	5 Year reviewed Courses	Pending Courses
182	67	115

[Major] Mathematics Panel

Current Courses	5 Year reviewed Courses	Pending Courses
268	51	217

[Major] Physics Panel

Current Courses	5 Year reviewed Courses	Pending Courses
14	3	11

[Major] Political Science Panel

Current Courses	5 Year reviewed Courses	Pending Courses
12	7	5

[Major] Psychology Panel

Current Courses	5 Year reviewed Courses	Pending Courses
44	33	11

[Major] Theatre Arts Panel

Current Courses	5 Year reviewed Courses	Pending Courses
114	34	80

School Participation

Statistics as of Wednesday, July 30, 2014 at 1:19 PM

Schools with least one IAI General Education course in the database:

A - Name of school

B - Number of IAI Gen. Ed. courses in database (Historical, Current, Future, AND Inactive)

C - Is school currently designated as an IAI Gen. Ed. participant?

A	B	C
Aurora University	71	Yes
Barat College	38	Yes
Benedictine University	112	Yes
Black Hawk College	177	Yes
Blackburn College	70	Yes
Bradley University	81	Yes
Carl Sandburg College	99	Yes
Chicago State University	189	Yes
College of DuPage	345	Yes
College of Lake County	175	Yes
Columbia College Chicago	120	No
Concordia University Chicago	80	Yes
Daley College (Richard J.) (CCC)	118	Yes
Danville Area Community College	105	Yes
DePaul University	73	Yes
DeVry University	3	No
DeVry University - Illinois	32	Yes
DeVry University, DuPage	29	Yes
Discussion Items for Panels	1	No
Dominican University	95	Yes
Eastern Illinois University	212	Yes
Elgin Community College	175	Yes
Elmhurst College	82	Yes
Eureka College	24	Yes
Frontier Community College (IECC)	114	Yes
Governors State University	53	Yes
Harold Washington College (CCC)	164	Yes
Harper College	189	Yes
Heartland Community College	134	Yes
Highland Community College	121	Yes
Illinois Central College	142	Yes
Illinois Institute of Art	34	Yes
Illinois State University	157	Yes
Illinois Valley Community College	166	Yes

A	B	C
John A. Logan College	124	Yes
John Wood Community College	80	Yes
Joliet Junior College	109	Yes
Judson University	31	Yes
Kankakee Community College	99	Yes
Kaskaskia College	100	Yes
Kendall College	44	Yes
Kennedy-King College (CCC)	113	Yes
Kishwaukee College	170	Yes
Lake Land College	92	Yes
Lewis & Clark Community College	136	Yes
Lewis University	61	Yes
Lexington College	20	Yes
Lincoln Christian University	22	Yes
Lincoln College	139	Yes
Lincoln Land Community College	116	Yes
Lincoln Trail College (IECC)	114	Yes
MacCormac College	29	Yes
MacMurray College	27	Yes
Malcolm X College (CCC)	133	Yes
McHenry County College	156	Yes
McKendree University	56	Yes
Metropolitan Community College	44	Yes
Midstate College	52	Yes
Millikin University	64	Yes
Moraine Valley Community College	133	Yes
Morton College	108	Yes
National-Louis University	26	Yes
North Central College	182	Yes
North Park University	44	Yes
Northeastern Illinois University	68	Yes
Northern Illinois University	138	Yes
Northwestern College	9	Yes
Oakton Community College	164	Yes
Olive-Harvey College (CCC)	112	Yes
Olivet Nazarene University	58	Yes
Olney Central College (IECC)	115	Yes
Parkland College	155	Yes
Prairie State College	126	Yes
Quincy University	79	Yes
Rend Lake College	91	Yes
Richland Community College	128	Yes
Robert Morris University	37	Yes
Rock Valley College	179	Yes
Rockford University	23	Yes

A	B	C
Roosevelt University	71	Yes
Saint Xavier University	153	Yes
Sauk Valley Community College	127	Yes
Shawnee Community College	83	Yes
South Suburban College	97	Yes
Southeastern Illinois College	81	Yes
Southern Illinois University Carbondale	154	Yes
Southern Illinois University Edwardsville	120	Yes
Southwestern Illinois College	142	Yes
Spoon River College	99	Yes
Springfield College in Illinois	107	Yes
St. Augustine College	45	Yes
Trinity Christian College	60	Yes
Triton College	159	Yes
Truman College (Harry S) (CCC)	127	Yes
University of Illinois at Chicago	148	Yes
University of Illinois at Springfield	99	Yes
University of Illinois at Urbana-Champaign	262	Yes
University of St. Francis	69	Yes
Wabash Valley College (IECC)	114	Yes
Waubonsee Community College	271	Yes
Western Illinois University	115	Yes
Wilbur Wright College (CCC)	160	Yes

[\(top of section\)](#) [\(top of page\)](#)

School(s) with greatest number of IAI Gen. Ed. courses:

A	B
College of DuPage	345

Division of IAI Majors participation/database content by school:

A - Name of school

B** - Number of IAI Majors courses in database (Historical, Current, Future, AND Inactive), includes discontinued majors with their discontinued identifiers

C - The top part of this cell provides a list of majors (or topics) in which the school is participating and that are *currently active with IAI major codes (Inactive and Advisory majors are NOT included)*. Each topic is preceded by one of three letters in brackets: [S] Sending Only, [R] for Receiving Only, and [B] for Both Sending and Receiving. The bottom part of the cell, in the form of a grid, is the divisional breakdown of the courses by IAI Major. In addition, only active majors are identified. *The course counts for each major displayed include courses that may be historical or inactive.*

A	B**	C																														
Aurora University	63	<table border="1"> <tr> <td>ART</td><td>BUS</td><td>CRJ</td><td>EGR</td><td>PSY</td> </tr> <tr> <td>3</td><td>6</td><td>9</td><td>22</td><td>5</td> </tr> </table>	ART	BUS	CRJ	EGR	PSY	3	6	9	22	5																				
ART	BUS	CRJ	EGR	PSY																												
3	6	9	22	5																												
Benedictine University	255	<table border="1"> <tr> <td>ART</td><td>BIO</td><td>BUS</td><td>CHM</td><td>CRJ</td><td>CS</td><td>EGR</td><td>HST</td><td>MC</td><td>MTH</td> </tr> <tr> <td>5</td><td>12</td><td>9</td><td>14</td><td>3</td><td>4</td><td>19</td><td>4</td><td>4</td><td>9</td> </tr> </table>	ART	BIO	BUS	CHM	CRJ	CS	EGR	HST	MC	MTH	5	12	9	14	3	4	19	4	4	9										
ART	BIO	BUS	CHM	CRJ	CS	EGR	HST	MC	MTH																							
5	12	9	14	3	4	19	4	4	9																							
Black Hawk College	231	<table border="1"> <tr> <td>AG</td><td>ART</td><td>BIO</td><td>BUS</td><td>CHM</td><td>CRJ</td><td>CS</td><td>EGR</td><td>MC</td><td>MTH</td><td>PHY</td><td>PLS</td><td>PSY</td><td>TA</td> </tr> <tr> <td>9</td><td>16</td><td>12</td><td>9</td><td>5</td><td>8</td><td>6</td><td>20</td><td>5</td><td>10</td><td>2</td><td>2</td><td>8</td><td>6</td> </tr> </table>	AG	ART	BIO	BUS	CHM	CRJ	CS	EGR	MC	MTH	PHY	PLS	PSY	TA	9	16	12	9	5	8	6	20	5	10	2	2	8	6		
AG	ART	BIO	BUS	CHM	CRJ	CS	EGR	MC	MTH	PHY	PLS	PSY	TA																			
9	16	12	9	5	8	6	20	5	10	2	2	8	6																			
Blackburn College	1	<table border="1"> <tr> <td>BIO</td> </tr> <tr> <td>1</td> </tr> </table>	BIO	1																												
BIO																																
1																																
Bradley University	141	<table border="1"> <tr> <td>ART</td><td>BIO</td><td>BUS</td><td>CHM</td><td>CRJ</td><td>EGR</td><td>MC</td><td>MTH</td><td>PLS</td><td>PSY</td><td>TA</td> </tr> <tr> <td>14</td><td>11</td><td>5</td><td>4</td><td>1</td><td>24</td><td>9</td><td>9</td><td>4</td><td>2</td><td>6</td> </tr> </table>	ART	BIO	BUS	CHM	CRJ	EGR	MC	MTH	PLS	PSY	TA	14	11	5	4	1	24	9	9	4	2	6								
ART	BIO	BUS	CHM	CRJ	EGR	MC	MTH	PLS	PSY	TA																						
14	11	5	4	1	24	9	9	4	2	6																						
Carl Sandburg College	90	<table border="1"> <tr> <td>AG</td><td>ART</td><td>BIO</td><td>BUS</td><td>CRJ</td><td>CS</td><td>EGR</td><td>MC</td><td>TA</td> </tr> <tr> <td>6</td><td>10</td><td>9</td><td>3</td><td>4</td><td>2</td><td>3</td><td>1</td><td>4</td> </tr> </table>	AG	ART	BIO	BUS	CRJ	CS	EGR	MC	TA	6	10	9	3	4	2	3	1	4												
AG	ART	BIO	BUS	CRJ	CS	EGR	MC	TA																								
6	10	9	3	4	2	3	1	4																								
Chicago State University	200	<table border="1"> <tr> <td>ART</td><td>BIO</td><td>BUS</td><td>CHM</td><td>CRJ</td><td>CS</td><td>EGR</td><td>MC</td><td>MTH</td><td>PLS</td><td>PSY</td><td>TA</td> </tr> <tr> <td>19</td><td>15</td><td>4</td><td>8</td><td>8</td><td>8</td><td>25</td><td>12</td><td>10</td><td>3</td><td>9</td><td>8</td> </tr> </table>	ART	BIO	BUS	CHM	CRJ	CS	EGR	MC	MTH	PLS	PSY	TA	19	15	4	8	8	8	25	12	10	3	9	8						
ART	BIO	BUS	CHM	CRJ	CS	EGR	MC	MTH	PLS	PSY	TA																					
19	15	4	8	8	8	25	12	10	3	9	8																					
College of DuPage	449	<table border="1"> <tr> <td>AG</td><td>ART</td><td>BIO</td><td>BUS</td><td>CHM</td><td>CRJ</td><td>CS</td><td>EGR</td><td>IND</td><td>MC</td><td>MTH</td><td>PHY</td><td>PLS</td><td>PSY</td><td>TA</td> </tr> <tr> <td>11</td><td>54</td><td>26</td><td>15</td><td>10</td><td>10</td><td>15</td><td>49</td><td>10</td><td>24</td><td>17</td><td>4</td><td>4</td><td>17</td><td>6</td> </tr> </table>	AG	ART	BIO	BUS	CHM	CRJ	CS	EGR	IND	MC	MTH	PHY	PLS	PSY	TA	11	54	26	15	10	10	15	49	10	24	17	4	4	17	6
AG	ART	BIO	BUS	CHM	CRJ	CS	EGR	IND	MC	MTH	PHY	PLS	PSY	TA																		
11	54	26	15	10	10	15	49	10	24	17	4	4	17	6																		
College of Lake County	217	<table border="1"> <tr> <td>AG</td><td>ART</td><td>BIO</td><td>BUS</td><td>CHM</td><td>CRJ</td><td>CS</td><td>EGR</td><td>IND</td><td>MC</td><td>MTH</td><td>PLS</td><td>PSY</td><td>TA</td> </tr> <tr> <td>5</td><td>15</td><td>12</td><td>7</td><td>4</td><td>5</td><td>13</td><td>20</td><td>3</td><td>3</td><td>8</td><td>3</td><td>6</td><td>6</td> </tr> </table>	AG	ART	BIO	BUS	CHM	CRJ	CS	EGR	IND	MC	MTH	PLS	PSY	TA	5	15	12	7	4	5	13	20	3	3	8	3	6	6		
AG	ART	BIO	BUS	CHM	CRJ	CS	EGR	IND	MC	MTH	PLS	PSY	TA																			
5	15	12	7	4	5	13	20	3	3	8	3	6	6																			
Columbia College Chicago		Receiving Only Currently																														
Concordia University Chicago	3	<table border="1"> <tr> <td>CS</td> </tr> <tr> <td>3</td> </tr> </table>	CS	3																												
CS																																
3																																
Daley College (Richard J.) (CCC)	117	<table border="1"> <tr> <td>ART</td><td>BIO</td><td>BUS</td><td>CHM</td><td>CRJ</td><td>CS</td><td>EGR</td><td>MTH</td><td>PSY</td> </tr> <tr> <td>24</td><td>6</td><td>8</td><td>4</td><td>5</td><td>11</td><td>19</td><td>5</td><td>8</td> </tr> </table>	ART	BIO	BUS	CHM	CRJ	CS	EGR	MTH	PSY	24	6	8	4	5	11	19	5	8												
ART	BIO	BUS	CHM	CRJ	CS	EGR	MTH	PSY																								
24	6	8	4	5	11	19	5	8																								
Danville Area Community College	130	<table border="1"> <tr> <td>AG</td><td>ART</td><td>BIO</td><td>BUS</td><td>CHM</td><td>CRJ</td><td>EGR</td><td>IND</td><td>MC</td><td>MTH</td><td>PLS</td><td>PSY</td><td>TA</td> </tr> <tr> <td>7</td><td>9</td><td>3</td><td>6</td><td>4</td><td>4</td><td>18</td><td>2</td><td>5</td><td>6</td><td>3</td><td>4</td><td>3</td> </tr> </table>	AG	ART	BIO	BUS	CHM	CRJ	EGR	IND	MC	MTH	PLS	PSY	TA	7	9	3	6	4	4	18	2	5	6	3	4	3				
AG	ART	BIO	BUS	CHM	CRJ	EGR	IND	MC	MTH	PLS	PSY	TA																				
7	9	3	6	4	4	18	2	5	6	3	4	3																				
DePaul University	65	<table border="1"> <tr> <td>ART</td><td>BUS</td><td>PSY</td> </tr> <tr> <td>14</td><td>6</td><td>4</td> </tr> </table>	ART	BUS	PSY	14	6	4																								
ART	BUS	PSY																														
14	6	4																														
Dominican University	87	<table border="1"> <tr> <td>ART</td><td>BIO</td><td>BUS</td><td>CRJ</td><td>EGR</td><td>MC</td><td>PSY</td><td>TA</td> </tr> <tr> <td>19</td><td>12</td><td>4</td><td>2</td><td>10</td><td>2</td><td>7</td><td>2</td> </tr> </table>	ART	BIO	BUS	CRJ	EGR	MC	PSY	TA	19	12	4	2	10	2	7	2														
ART	BIO	BUS	CRJ	EGR	MC	PSY	TA																									
19	12	4	2	10	2	7	2																									

A	B**	C														
Eastern Illinois University	293	AG	ART	BIO	BUS	CHM	CRJ	CS	EGR	IND	MC	MTH	PLS	PSY	TA	
		1	16	29	7	12	1	5	35	4	12	7	6	7	6	
Elgin Community College	211	ART	BIO	BUS	CHM	CRJ	CS	EGR	IND	MC	MTH	PHY	PLS	PSY	TA	
		14	12	11	4	5	21	16	2	2	7	1	4	9	7	
Elmhurst College	62	ART	BIO	BUS	EGR	MTH	PSY	TA								
		4	8	4	6	5	5	3								
Frontier Community College (IECC)	164	AG	ART	BIO	BUS	CHM	CS	EGR	MC	MTH	PLS	PSY	TA			
		1	10	14	8	4	5	18	3	7	2	6	7			
Governors State University	29	ART	BIO	BUS	CRJ	MC	MTH	PSY	TA							
		1	2	6	5	5	1	1	3							
Harold Washington College (CCC)	168	ART	BIO	BUS	CHM	CRJ	CS	EGR	MC	MTH	PLS	PSY	TA			
		23	13	8	7	7	11	25	6	1	1	2	5			
Harper College	317	AG	ART	BIO	BUS	CHM	CRJ	CS	EGR	IND	MC	MTH	PLS	PSY	TA	
		3	16	18	11	8	9	11	31	4	23	7	3	5	4	
Heartland Community College	152	AG	ART	BIO	BUS	CHM	CRJ	CS	EGR	IND	MC	MTH	PLS	PSY	TA	
		7	13	8	7	4	5	10	18	4	1	7	5	6	2	
Highland Community College	136	AG	ART	BIO	BUS	CHM	CRJ	CS	EGR	MTH	PLS	PSY	TA			
		6	13	13	8	4	1	7	21	8	3	1	10			
Illinois Central College	225	AG	ART	BIO	BUS	CHM	CRJ	CS	EGR	IND	MC	MTH	PHY	PLS	PSY	TA
		6	14	12	7	4	5	5	25	3	10	7	2	1	4	10
Illinois Institute of Technology	24	EGR														
		24														
Illinois State University	195	AG	ART	BIO	BUS	CHM	CRJ	CS	EGR	IND	MC	MTH	PLS	PSY	TA	
		9	15	13	6	6	1	8	10	4	7	6	5	4	7	
Illinois Valley Community College	248	AG	ART	BIO	BUS	CHM	CRJ	CS	EGR	IND	MC	MTH	PLS	PSY	TA	
		15	20	21	11	4	10	8	27	5	4	7	3	4	2	
John A. Logan College	227	AG	ART	BIO	BUS	CHM	CRJ	CS	EGR	IND	MC	MTH	PHY	PLS	PSY	TA
		6	16	14	10	4	5	8	25	3	3	8	4	5	7	5
John Wood Community College	149	AG	ART	BIO	BUS	CHM	CRJ	EGR	IND	MC	MTH	PHY	PLS	PSY	TA	
		7	9	11	3	4	5	14	3	1	5	2	2	5	1	

A	B**	C														
Joliet Junior College	187	AG	ART	BIO	BUS	CHM	CRJ	CS	EGR	IND	MC	MTH	PLS	PSY	TA	
		10	14	13	7	4	7	15	13	1	5	4	3	7	8	
Kankakee Community College	122	AG	ART	BIO	BUS	CHM	CRJ	EGR	MC	MTH	PLS	PSY	TA			
		7	11	8	10	2	6	16	3	6	1	4	4			
Kaskaskia College	142	AG	ART	BIO	BUS	CHM	CRJ	CS	EGR	IND	MC	MTH	PHY	PLS	PSY	
		18	15	11	7	2	4	1	15	1	4	7	1	2	4	
Kendall College	10	BUS	PSY													
		2	3													
Kennedy-King College (CCC)	85	ART	BIO	BUS	CHM	CRJ	CS	EGR	MC	PLS	PSY	TA				
		9	6	8	7	4	10	9	9	1	1	2				
Kishwaukee College	193	AG	ART	BIO	BUS	CHM	CRJ	CS	EGR	IND	MC	MTH	PLS	PSY	TA	
		8	14	16	7	10	6	3	21	6	6	5	3	6	7	
Lake Land College	136	AG	ART	BIO	BUS	CHM	CRJ	CS	EGR	MC	MTH	PLS	PSY	TA		
		11	8	16	7	4	4	2	15	7	6	3	4	1		
Lewis & Clark Community College	207	AG	ART	BIO	BUS	CHM	CRJ	CS	EGR	IND	MC	MTH	PHY	PLS	PSY	TA
		6	11	12	6	2	5	5	18	4	13	6	2	3	8	3
Lewis University	7	PLS	SOC													
		4	1													
Lexington College	3	BUS														
		3														
Lincoln College	125	AG	ART	BIO	BUS	CRJ	MC	MTH								
		2	16	14	13	5	5	10								
Lincoln Land Community College	183	AG	ART	BIO	BUS	CHM	CRJ	CS	EGR	MC	MTH	PLS	PSY	TA		
		7	16	12	6	4	9	5	31	3	6	5	7	4		
Lincoln Trail College (IECC)	191	AG	ART	BIO	BUS	CHM	CS	EGR	IND	MC	MTH	PLS	PSY	TA		
		2	10	14	8	4	5	17	1	2	7	2	6	8		
MacCormac College	8	BUS	CRJ	CS	MC											
		4	2	1	1											
MacMurray College	104	ART	BIO	BUS	CHM	CRJ	CS	EGR	MTH	TA						
		12	11	2	2	6	5	12	6	6						

A	B**	C																														
Malcolm X College (CCC)	133	<table border="1"> <tr> <td>ART</td><td>BIO</td><td>BUS</td><td>CHM</td><td>CRJ</td><td>CS</td><td>EGR</td><td>HST</td><td>MTH</td><td>PLS</td><td>PSY</td><td>TA</td> </tr> <tr> <td>12</td><td>12</td><td>9</td><td>6</td><td>3</td><td>10</td><td>4</td><td>2</td><td>4</td><td>3</td><td>5</td><td>5</td> </tr> </table>	ART	BIO	BUS	CHM	CRJ	CS	EGR	HST	MTH	PLS	PSY	TA	12	12	9	6	3	10	4	2	4	3	5	5						
ART	BIO	BUS	CHM	CRJ	CS	EGR	HST	MTH	PLS	PSY	TA																					
12	12	9	6	3	10	4	2	4	3	5	5																					
McHenry County College	245	<table border="1"> <tr> <td>AG</td><td>ART</td><td>BIO</td><td>BUS</td><td>CHM</td><td>CRJ</td><td>CS</td><td>EGR</td><td>IND</td><td>MC</td><td>MTH</td><td>PHY</td><td>PLS</td><td>PSY</td><td>TA</td> </tr> <tr> <td>9</td><td>23</td><td>10</td><td>12</td><td>4</td><td>7</td><td>7</td><td>21</td><td>6</td><td>3</td><td>7</td><td>3</td><td>6</td><td>7</td><td>4</td> </tr> </table>	AG	ART	BIO	BUS	CHM	CRJ	CS	EGR	IND	MC	MTH	PHY	PLS	PSY	TA	9	23	10	12	4	7	7	21	6	3	7	3	6	7	4
AG	ART	BIO	BUS	CHM	CRJ	CS	EGR	IND	MC	MTH	PHY	PLS	PSY	TA																		
9	23	10	12	4	7	7	21	6	3	7	3	6	7	4																		
McKendree University	11	<table border="1"> <tr> <td>CS</td><td>MTH</td><td>PHY</td><td>PLS</td> </tr> <tr> <td>3</td><td>4</td><td>3</td><td>1</td> </tr> </table>	CS	MTH	PHY	PLS	3	4	3	1																						
CS	MTH	PHY	PLS																													
3	4	3	1																													
Metropolitan Community College	12	<table border="1"> <tr> <td>AG</td><td>ART</td><td>EGR</td><td>PSY</td> </tr> <tr> <td>2</td><td>2</td><td>5</td><td>2</td> </tr> </table>	AG	ART	EGR	PSY	2	2	5	2																						
AG	ART	EGR	PSY																													
2	2	5	2																													
Midstate College	22	<table border="1"> <tr> <td>BUS</td><td>CRJ</td><td>CS</td><td>MC</td><td>PLS</td> </tr> <tr> <td>8</td><td>1</td><td>6</td><td>4</td><td>1</td> </tr> </table>	BUS	CRJ	CS	MC	PLS	8	1	6	4	1																				
BUS	CRJ	CS	MC	PLS																												
8	1	6	4	1																												
Millikin University	19	<table border="1"> <tr> <td>CHM</td><td>MTH</td> </tr> <tr> <td>7</td><td>6</td> </tr> </table>	CHM	MTH	7	6																										
CHM	MTH																															
7	6																															
Moraine Valley Community College	223	<table border="1"> <tr> <td>ART</td><td>BIO</td><td>BUS</td><td>CHM</td><td>CRJ</td><td>CS</td><td>EGR</td><td>IND</td><td>MC</td><td>MTH</td><td>PLS</td><td>PSY</td><td>TA</td> </tr> <tr> <td>21</td><td>12</td><td>8</td><td>5</td><td>5</td><td>4</td><td>15</td><td>1</td><td>2</td><td>7</td><td>5</td><td>3</td><td>3</td> </tr> </table>	ART	BIO	BUS	CHM	CRJ	CS	EGR	IND	MC	MTH	PLS	PSY	TA	21	12	8	5	5	4	15	1	2	7	5	3	3				
ART	BIO	BUS	CHM	CRJ	CS	EGR	IND	MC	MTH	PLS	PSY	TA																				
21	12	8	5	5	4	15	1	2	7	5	3	3																				
Morton College	89	<table border="1"> <tr> <td>ART</td><td>BIO</td><td>BUS</td><td>CRJ</td><td>CS</td><td>EGR</td><td>MC</td><td>PSY</td><td>TA</td> </tr> <tr> <td>11</td><td>9</td><td>3</td><td>3</td><td>1</td><td>10</td><td>1</td><td>5</td><td>6</td> </tr> </table>	ART	BIO	BUS	CRJ	CS	EGR	MC	PSY	TA	11	9	3	3	1	10	1	5	6												
ART	BIO	BUS	CRJ	CS	EGR	MC	PSY	TA																								
11	9	3	3	1	10	1	5	6																								
National-Louis University	2	No Active Majors currently																														
North Central College	256	<table border="1"> <tr> <td>ART</td><td>BIO</td><td>BUS</td><td>CHM</td><td>CS</td><td>EGR</td><td>MC</td><td>MTH</td><td>PLS</td><td>PSY</td><td>TA</td> </tr> <tr> <td>27</td><td>34</td><td>8</td><td>4</td><td>8</td><td>49</td><td>8</td><td>8</td><td>3</td><td>12</td><td>8</td> </tr> </table>	ART	BIO	BUS	CHM	CS	EGR	MC	MTH	PLS	PSY	TA	27	34	8	4	8	49	8	8	3	12	8								
ART	BIO	BUS	CHM	CS	EGR	MC	MTH	PLS	PSY	TA																						
27	34	8	4	8	49	8	8	3	12	8																						
Northeastern Illinois University	94	<table border="1"> <tr> <td>ART</td><td>BUS</td><td>CHM</td><td>CS</td><td>MC</td><td>MTH</td><td>PLS</td><td>PSY</td><td>TA</td> </tr> <tr> <td>12</td><td>4</td><td>3</td><td>4</td><td>12</td><td>5</td><td>4</td><td>5</td><td>14</td> </tr> </table>	ART	BUS	CHM	CS	MC	MTH	PLS	PSY	TA	12	4	3	4	12	5	4	5	14												
ART	BUS	CHM	CS	MC	MTH	PLS	PSY	TA																								
12	4	3	4	12	5	4	5	14																								
Northern Illinois University	223	<table border="1"> <tr> <td>ART</td><td>BIO</td><td>BUS</td><td>CHM</td><td>CRJ</td><td>CS</td><td>EGR</td><td>IND</td><td>MC</td><td>MTH</td><td>PLS</td><td>PSY</td><td>TA</td> </tr> <tr> <td>29</td><td>19</td><td>8</td><td>10</td><td>5</td><td>6</td><td>22</td><td>4</td><td>3</td><td>4</td><td>5</td><td>1</td><td>5</td> </tr> </table>	ART	BIO	BUS	CHM	CRJ	CS	EGR	IND	MC	MTH	PLS	PSY	TA	29	19	8	10	5	6	22	4	3	4	5	1	5				
ART	BIO	BUS	CHM	CRJ	CS	EGR	IND	MC	MTH	PLS	PSY	TA																				
29	19	8	10	5	6	22	4	3	4	5	1	5																				
Northwestern College	4	<table border="1"> <tr> <td>BUS</td> </tr> <tr> <td>4</td> </tr> </table>	BUS	4																												
BUS																																
4																																
Oakton Community College	306	<table border="1"> <tr> <td>ART</td><td>BIO</td><td>BUS</td><td>CHM</td><td>CRJ</td><td>CS</td><td>EGR</td><td>IND</td><td>MC</td><td>MTH</td><td>PHY</td><td>PLS</td><td>PSY</td><td>TA</td> </tr> <tr> <td>20</td><td>14</td><td>9</td><td>4</td><td>4</td><td>9</td><td>27</td><td>1</td><td>12</td><td>12</td><td>2</td><td>4</td><td>8</td><td>5</td> </tr> </table>	ART	BIO	BUS	CHM	CRJ	CS	EGR	IND	MC	MTH	PHY	PLS	PSY	TA	20	14	9	4	4	9	27	1	12	12	2	4	8	5		
ART	BIO	BUS	CHM	CRJ	CS	EGR	IND	MC	MTH	PHY	PLS	PSY	TA																			
20	14	9	4	4	9	27	1	12	12	2	4	8	5																			
Olive-Harvey College (CCC)	121	<table border="1"> <tr> <td>ART</td><td>BIO</td><td>BUS</td><td>CHM</td><td>CRJ</td><td>CS</td><td>EGR</td><td>MTH</td><td>TA</td> </tr> <tr> <td>18</td><td>17</td><td>8</td><td>7</td><td>5</td><td>8</td><td>11</td><td>4</td><td>1</td> </tr> </table>	ART	BIO	BUS	CHM	CRJ	CS	EGR	MTH	TA	18	17	8	7	5	8	11	4	1												
ART	BIO	BUS	CHM	CRJ	CS	EGR	MTH	TA																								
18	17	8	7	5	8	11	4	1																								

A	B**	C														
Olivet Nazarene University	3	CRJ														
		3														
Olney Central College (IECC)	193	AG	ART	BIO	BUS	CHM	CRJ	CS	EGR	MC	MTH	MTM	PLS	PSY	TA	
		1	10	14	8	4	5	5	17	2	7	3	2	6	8	
Parkland College	252	AG	ART	BIO	BUS	CHM	CRJ	CS	EGR	IND	MC	MTH	PHY	PLS	PSY	TA
		7	20	20	7	8	5	12	21	4	10	7	3	3	5	8
Prairie State College	235	AG	ART	BIO	BUS	CHM	CRJ	CS	EGR	IND	MC	MTH	PHY	PLS	PSY	TA
		1	15	12	9	4	5	5	23	2	6	6	3	5	6	5
Rend Lake College	138	AG	ART	BIO	BUS	CHM	CRJ	CS	EGR	MC	PLS	PSY	TA			
		6	18	13	8	4	5	7	18	2	2	2	3			
Richland Community College	169	AG	ART	BIO	BUS	CHM	CRJ	CS	EGR	IND	MC	MTH	PLS	PSY	TA	
		11	16	8	7	2	5	2	15	6	2	5	7	5	6	
Robert Morris University	13	ART	BUS													
		7	6													
Rock Valley College	228	ART	BIO	BUS	CHM	CRJ	CS	EGR	IND	MC	MTH	PLS	PSY	TA		
		15	28	11	9	3	4	27	9	6	10	4	1	14		
Roosevelt University	393	BIO	BUS	CRJ	CS	MC	MTH	TA								
		8	7	4	11	4	4	3								
Saint Xavier University	92	AG	ART	BIO	BUS	EGR	MC	MTH	PSY	TA						
		2	3	16	6	9	7	8	7	2						
Sauk Valley Community College	206	AG	ART	BIO	BUS	CHM	CRJ	CS	EGR	IND	MC	MTH	PHY	PLS	PSY	TA
		4	20	12	7	4	7	8	19	2	3	8	2	3	3	5
Shawnee Community College	74	AG	ART	BIO	BUS	CHM	CRJ	EGR	MTH	PLS						
		4	6	10	4	2	4	16	8	1						
South Suburban College	152	ART	BIO	BUS	CHM	CRJ	CS	EGR	IND	MC	MTH	PSY	TA			
		22	10	6	4	4	3	16	2	8	5	3	3			
Southeastern Illinois College	149	AG	ART	BIO	BUS	CHM	CRJ	CS	EGR	MC	MTH	PHY	PLS	PSY	TA	
		8	10	11	7	3	10	2	15	4	8	1	2	3	6	
Southern Illinois University Carbondale	205	AG	ART	BIO	BUS	CHM	CRJ	CS	EGR	IND	MC	MTH	PLS	PSY	TA	
		18	17	12	13	3	7	4	25	2	17	6	5	3	5	

A	B**	C																														
Southern Illinois University Edwardsville	142	<table border="1"> <tr> <td>ART</td><td>BIO</td><td>BUS</td><td>CRJ</td><td>CS</td><td>EGR</td><td>PSY</td><td>TA</td> </tr> <tr> <td>19</td><td>14</td><td>6</td><td>9</td><td>5</td><td>27</td><td>7</td><td>6</td> </tr> </table>	ART	BIO	BUS	CRJ	CS	EGR	PSY	TA	19	14	6	9	5	27	7	6														
ART	BIO	BUS	CRJ	CS	EGR	PSY	TA																									
19	14	6	9	5	27	7	6																									
Southwestern Illinois College	244	<table border="1"> <tr> <td>AG</td><td>ART</td><td>BIO</td><td>BUS</td><td>CHM</td><td>CRJ</td><td>CS</td><td>EGR</td><td>IND</td><td>MC</td><td>MTH</td><td>PHY</td><td>PLS</td><td>PSY</td><td>TA</td> </tr> <tr> <td>6</td><td>22</td><td>12</td><td>8</td><td>6</td><td>6</td><td>2</td><td>25</td><td>2</td><td>8</td><td>7</td><td>2</td><td>5</td><td>8</td><td>2</td> </tr> </table>	AG	ART	BIO	BUS	CHM	CRJ	CS	EGR	IND	MC	MTH	PHY	PLS	PSY	TA	6	22	12	8	6	6	2	25	2	8	7	2	5	8	2
AG	ART	BIO	BUS	CHM	CRJ	CS	EGR	IND	MC	MTH	PHY	PLS	PSY	TA																		
6	22	12	8	6	6	2	25	2	8	7	2	5	8	2																		
Spoon River College	91	<table border="1"> <tr> <td>AG</td><td>ART</td><td>BIO</td><td>BUS</td><td>CHM</td><td>CRJ</td><td>CS</td><td>EGR</td><td>MTH</td><td>PLS</td><td>PSY</td><td>TA</td> </tr> <tr> <td>7</td><td>10</td><td>6</td><td>6</td><td>4</td><td>4</td><td>2</td><td>9</td><td>5</td><td>2</td><td>2</td><td>3</td> </tr> </table>	AG	ART	BIO	BUS	CHM	CRJ	CS	EGR	MTH	PLS	PSY	TA	7	10	6	6	4	4	2	9	5	2	2	3						
AG	ART	BIO	BUS	CHM	CRJ	CS	EGR	MTH	PLS	PSY	TA																					
7	10	6	6	4	4	2	9	5	2	2	3																					
Springfield College in Illinois	166	<table border="1"> <tr> <td>ART</td><td>BIO</td><td>BUS</td><td>CHM</td><td>CRJ</td><td>CS</td><td>EGR</td><td>MC</td><td>MTH</td><td>PLS</td><td>PSY</td> </tr> <tr> <td>10</td><td>11</td><td>4</td><td>4</td><td>1</td><td>4</td><td>14</td><td>6</td><td>7</td><td>4</td><td>1</td> </tr> </table>	ART	BIO	BUS	CHM	CRJ	CS	EGR	MC	MTH	PLS	PSY	10	11	4	4	1	4	14	6	7	4	1								
ART	BIO	BUS	CHM	CRJ	CS	EGR	MC	MTH	PLS	PSY																						
10	11	4	4	1	4	14	6	7	4	1																						
St. Augustine College	12	<table border="1"> <tr> <td>BUS</td><td>PSY</td> </tr> <tr> <td>1</td><td>4</td> </tr> </table>	BUS	PSY	1	4																										
BUS	PSY																															
1	4																															
The College of Office Technology	1	<table border="1"> <tr> <td>BUS</td> </tr> <tr> <td>1</td> </tr> </table>	BUS	1																												
BUS																																
1																																
Triton College	185	<table border="1"> <tr> <td>AG</td><td>ART</td><td>BIO</td><td>BUS</td><td>CHM</td><td>CRJ</td><td>CS</td><td>EGR</td><td>MC</td><td>MTH</td><td>PLS</td><td>PSY</td><td>TA</td> </tr> <tr> <td>5</td><td>12</td><td>12</td><td>10</td><td>4</td><td>5</td><td>12</td><td>23</td><td>11</td><td>4</td><td>5</td><td>8</td><td>7</td> </tr> </table>	AG	ART	BIO	BUS	CHM	CRJ	CS	EGR	MC	MTH	PLS	PSY	TA	5	12	12	10	4	5	12	23	11	4	5	8	7				
AG	ART	BIO	BUS	CHM	CRJ	CS	EGR	MC	MTH	PLS	PSY	TA																				
5	12	12	10	4	5	12	23	11	4	5	8	7																				
Truman College (Harry S) (CCC)	153	<table border="1"> <tr> <td>ART</td><td>BIO</td><td>BUS</td><td>CHM</td><td>CRJ</td><td>CS</td><td>EGR</td><td>MTH</td><td>PSY</td><td>TA</td> </tr> <tr> <td>28</td><td>9</td><td>8</td><td>6</td><td>5</td><td>11</td><td>25</td><td>5</td><td>8</td><td>3</td> </tr> </table>	ART	BIO	BUS	CHM	CRJ	CS	EGR	MTH	PSY	TA	28	9	8	6	5	11	25	5	8	3										
ART	BIO	BUS	CHM	CRJ	CS	EGR	MTH	PSY	TA																							
28	9	8	6	5	11	25	5	8	3																							
University of Illinois at Chicago	157	<table border="1"> <tr> <td>ART</td><td>BIO</td><td>BUS</td><td>CRJ</td><td>CS</td><td>EGR</td><td>MC</td><td>PHY</td><td>PSY</td><td>TA</td> </tr> <tr> <td>9</td><td>18</td><td>6</td><td>7</td><td>14</td><td>35</td><td>1</td><td>1</td><td>5</td><td>5</td> </tr> </table>	ART	BIO	BUS	CRJ	CS	EGR	MC	PHY	PSY	TA	9	18	6	7	14	35	1	1	5	5										
ART	BIO	BUS	CRJ	CS	EGR	MC	PHY	PSY	TA																							
9	18	6	7	14	35	1	1	5	5																							
University of Illinois at Springfield	46	<table border="1"> <tr> <td>ART</td><td>BIO</td><td>BUS</td><td>CRJ</td><td>CS</td><td>MC</td><td>MTH</td><td>PLS</td> </tr> <tr> <td>16</td><td>2</td><td>4</td><td>3</td><td>7</td><td>3</td><td>1</td><td>1</td> </tr> </table>	ART	BIO	BUS	CRJ	CS	MC	MTH	PLS	16	2	4	3	7	3	1	1														
ART	BIO	BUS	CRJ	CS	MC	MTH	PLS																									
16	2	4	3	7	3	1	1																									
University of Illinois at Urbana-Champaign	383	<table border="1"> <tr> <td>AG</td><td>ART</td><td>BIO</td><td>CHM</td><td>CS</td><td>EGR</td><td>MC</td><td>MTH</td><td>PLS</td><td>PSY</td><td>TA</td> </tr> <tr> <td>14</td><td>24</td><td>26</td><td>6</td><td>8</td><td>32</td><td>4</td><td>11</td><td>6</td><td>10</td><td>10</td> </tr> </table>	AG	ART	BIO	CHM	CS	EGR	MC	MTH	PLS	PSY	TA	14	24	26	6	8	32	4	11	6	10	10								
AG	ART	BIO	CHM	CS	EGR	MC	MTH	PLS	PSY	TA																						
14	24	26	6	8	32	4	11	6	10	10																						
University of St. Francis	122	<table border="1"> <tr> <td>ART</td><td>BIO</td><td>BUS</td><td>CHM</td><td>CS</td><td>EGR</td><td>MC</td><td>MTH</td><td>PLS</td><td>PSY</td> </tr> <tr> <td>8</td><td>14</td><td>7</td><td>6</td><td>4</td><td>11</td><td>6</td><td>7</td><td>5</td><td>8</td> </tr> </table>	ART	BIO	BUS	CHM	CS	EGR	MC	MTH	PLS	PSY	8	14	7	6	4	11	6	7	5	8										
ART	BIO	BUS	CHM	CS	EGR	MC	MTH	PLS	PSY																							
8	14	7	6	4	11	6	7	5	8																							
Wabash Valley College (IECC)	207	<table border="1"> <tr> <td>AG</td><td>ART</td><td>BIO</td><td>BUS</td><td>CHM</td><td>CS</td><td>EGR</td><td>IND</td><td>MC</td><td>MTH</td><td>PLS</td><td>PSY</td><td>TA</td> </tr> <tr> <td>12</td><td>10</td><td>14</td><td>8</td><td>4</td><td>5</td><td>17</td><td>1</td><td>6</td><td>7</td><td>2</td><td>6</td><td>8</td> </tr> </table>	AG	ART	BIO	BUS	CHM	CS	EGR	IND	MC	MTH	PLS	PSY	TA	12	10	14	8	4	5	17	1	6	7	2	6	8				
AG	ART	BIO	BUS	CHM	CS	EGR	IND	MC	MTH	PLS	PSY	TA																				
12	10	14	8	4	5	17	1	6	7	2	6	8																				
Waubonsee Community College	393	<table border="1"> <tr> <td>AG</td><td>ART</td><td>BIO</td><td>BUS</td><td>CHM</td><td>CRJ</td><td>CS</td><td>EGR</td><td>IND</td><td>MC</td><td>MTH</td><td>PLS</td><td>PSY</td><td>TA</td> </tr> <tr> <td>2</td><td>29</td><td>18</td><td>15</td><td>10</td><td>15</td><td>16</td><td>29</td><td>11</td><td>19</td><td>12</td><td>5</td><td>15</td><td>9</td> </tr> </table>	AG	ART	BIO	BUS	CHM	CRJ	CS	EGR	IND	MC	MTH	PLS	PSY	TA	2	29	18	15	10	15	16	29	11	19	12	5	15	9		
AG	ART	BIO	BUS	CHM	CRJ	CS	EGR	IND	MC	MTH	PLS	PSY	TA																			
2	29	18	15	10	15	16	29	11	19	12	5	15	9																			

A	B**	C														
Western Illinois University	225	AG	ART	BIO	BUS	CHM	CRJ	CS	EGR	IND	MC	MTH	PHY	PLS	PSY	TA
		12	14	8	17	4	3	10	23	13	5	6	6	4	6	4
Wilbur Wright College (CCC)	164	ART	BIO	BUS	CHM	CRJ	CS	EGR	IND	MC	MTH	PLS	PSY	TA		
		15	14	9	7	5	10	22	1	2	5	4	8	6		

School(s) with greatest number of IAI Majors courses:

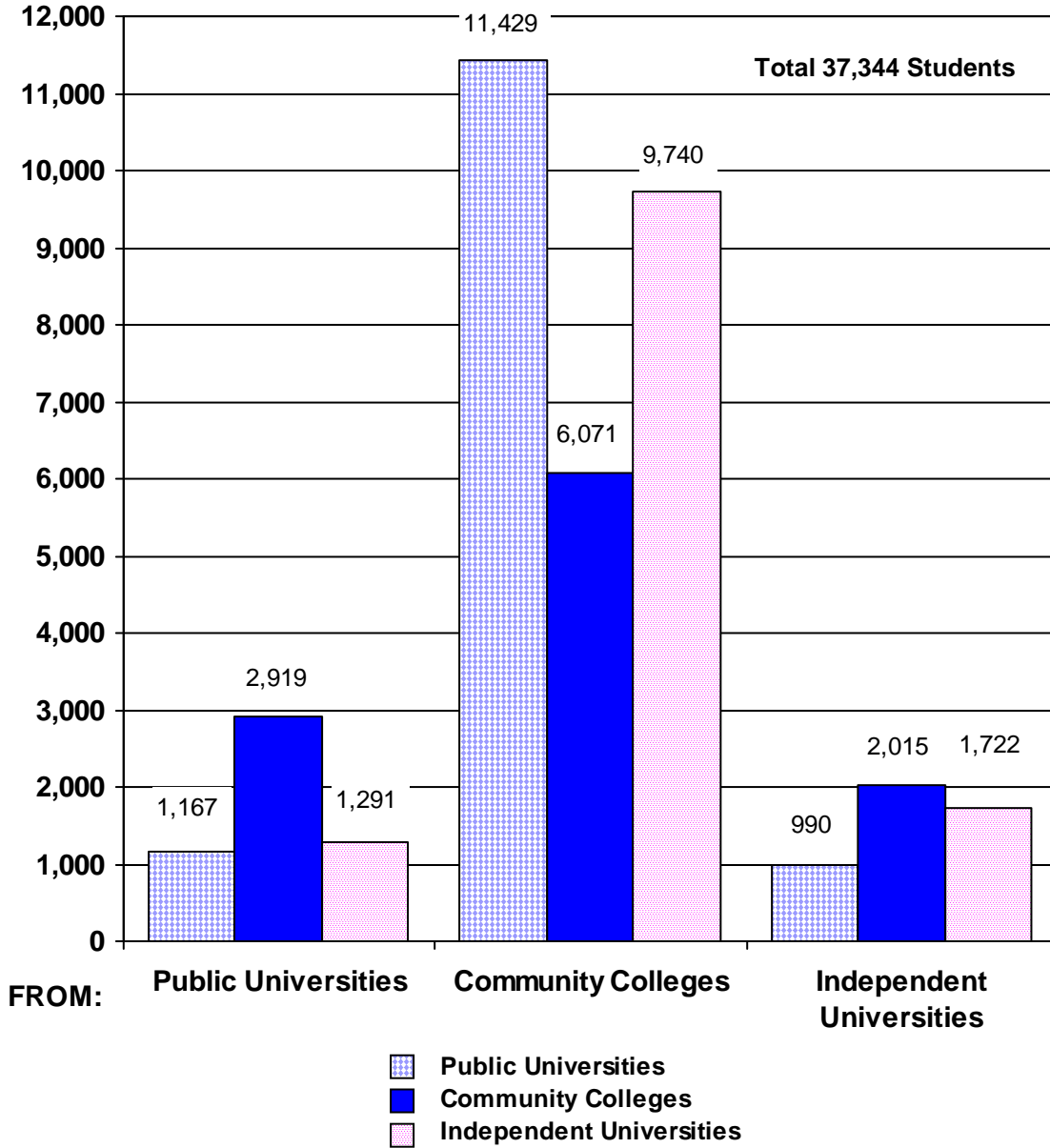
A	B
College of DuPage	449

School(s) with least number of IAI Majors courses (but at least one):

A	B
Blackburn College	1
The College of Office Technology	1

**FIGURE I-5
FALL 2010 ENROLLMENT TRANSFER DATA IN ILLINOIS COLLEGES AND UNIVERSITIES**

Transfers To:



*Independent includes Not-For-Profit, For-Profit and Out-of-State Institutions.

TABLE I-12

**PATTERNS OF INTERINSTITUTIONAL UNDERGRADUATE* TRANSFERS BY GENDER, RACE OR NATIONAL
ORIGIN, AND TYPE OF INSTITUTION, FALL 2010**

	Black Non-Hispanic		Am. Indian Alas. Nat.		White Non-Hispanic		Asian		Nat. Hawaiian / Pacific Islander		Hispanic		Two or More Races		Non-Resident Alien		No Indication		Total		
	Male	Female	Male	Female	Male	Female	Male	Female	Male	Female	Male	Female	Male	Female	Male	Female	Male	Female	Male	Female	
<u>From Public Universities</u>																					
To Public Universities	63	162	0	2	366	362	33	29	0	2	33	53	16	14	2	2	13	15	526	641	
To Community Colleges	172	308	1	1	857	1,000	96	82	9	4	106	127	17	18	1	4	60	56	1,319	1,600	
To Independent NFP Institutions	39	100	0	0	189	301	17	47	2	6	31	52	6	6	0	2	23	40	307	554	
To Independent For-Profit Institutions	20	52	1	0	48	74	7	10	1	0	10	24	2	4	1	1	54	60	144	225	
To Out-of-State Institutions Operating in IL	2	9	0	0	11	19	0	0	0	0	3	2	0	1	0	0	5	9	21	40	
<u>From Community Colleges</u>																					
To Public Universities	464	898	9	17	4,021	3,944	252	227	10	10	490	538	65	80	63	70	132	139	5,506	5,923	
To Community Colleges	438	613	11	17	1,589	2,320	85	116	8	12	215	303	31	30	9	5	109	160	2,495	3,576	
To Independent NFP Institutions	263	499	6	12	1,617	2,766	189	201	10	20	306	512	44	104	23	29	222	336	2,680	4,479	
To Independent For-Profit Institutions	74	227	0	0	219	386	27	42	4	8	102	188	4	10	9	3	310	355	749	1,219	
To Out-of-State Institutions Operating in IL	23	47	1	1	134	178	2	4	1	0	20	23	0	0	0	1	53	125	234	379	
<u>From Independent NFP Institutions</u>																					
To Public Universities	70	141	1	0	254	281	19	11	4	2	35	56	7	10	2	2	13	14	405	517	
To Community Colleges	110	193	1	2	447	605	48	53	7	5	84	107	10	9	4	2	33	43	744	1,019	
To Independent NFP Institutions	50	91	0	4	188	322	12	24	1	3	41	59	6	14	3	4	31	72	332	593	
To Independent For-Profit Institutions	26	49	0	0	36	70	2	9	0	1	16	42	2	6	0	1	47	85	129	263	
To Out-of-State Institutions Operating in IL	1	5	0	0	5	8	0	1	0	0	0	3	0	1	0	0	5	8	11	26	
<u>From Independent For-Profit Institutions</u>																					
To Public Universities	12	9	0	0	26	7	0	1	0	0	2	8	1	0	0	1	0	1	41	27	
To Community Colleges	23	33	0	0	57	64	7	4	1	0	19	27	0	3	0	0	5	9	112	140	
To Independent NFP Institutions	20	35	0	1	30	34	4	1	0	1	12	29	1	0	0	0	4	4	71	105	
To Independent For-Profit Institutions	11	25	0	0	12	20	1	3	2	0	9	20	0	3	1	0	19	37	55	108	
To Out-of-State Institutions Operating in IL	6	6	0	0	1	3	1	0	0	0	1	0	1	0	0	0	5	5	15	14	
<u>From Other Institutions**</u>																					
To Public Universities	212	336	7	4	961	808	77	60	4	5	127	105	29	26	240	204	59	64	1,716	1,612	
To Community Colleges	364	525	11	15	2,002	2,493	120	194	10	7	212	294	46	56	13	16	141	173	2,919	3,773	
To Independent NFP Institutions	235	310	5	10	1,118	1,486	73	87	8	8	137	194	53	54	120	128	164	267	1,913	2,544	
To Independent For-Profit Institutions	506	902	22	25	1,355	1,366	60	48	13	16	395	459	35	51	23	28	2,120	2,387	4,529	5,282	
To Out-of-State Institutions Operating in IL	86	210	1	2	124	246	2	4	0	1	39	55	0	4	0	1	57	65	309	588	

* Community college data includes undergraduate and continuing education students.

** Other institutions include out-of-state, foreign, and unknown institutions.

Source: Fall Enrollment Survey



Overall Summary of Transfers to and from in Illinois 2007-11

SOURCE OF UNDERGRADUATE TRANSFERS (2007-2011)

	2007	2008	2009	2010	2011	Total
Public Univ	5,804	5,769	5,504	5,377	5,123	27,577
Comm Coll	23,783	24,209	24,717	27,240	25,255	125,204
Indpt	4,168	4,358	4,214	4,039	3,788	20,567
Proprty	707	703	691	688	596	3,385
Out State/Foreign	13,689	15,914	15,385	18,251	15,878	79,117
Unknown	5,183	15,222	15,732	6,934	7,392	50,463
Total	53,334	66,175	66,243	62,529	58,032	306,313

UNDERGRADUATE TRANSFERS TO ILLINOIS (2007-2011)

	2007	2008	2009	2010	2011	Total
Public Univ	15,767	15,602	15,955	16,914	15,974	80,212
Comm Coll	16,833	17,715	17,739	17,697	16,721	86,705
Indpt	13,543	15,473	13,196	13,578	12,028	67,818
Proprty	6,022	16,439	17,746	12,703	11,388	64,298
Out State in IL	1,169	946	1,607	1,637	1,921	7,280
Total	53,334	66,175	66,243	62,529	58,032	306,313



2011 Sector Summary of Transfers to and from in Illinois.

Sector Summary of Fall 2011 Students Transferring From:

	Public Univ	Comm Coll	Indpt	Proprty	Out State in IL	Total
Public Univ	1,025	2,945	774	293	86	5,123
Comm Coll	10,831	5,383	6,462	1,825	754	25,255
Indpt	864	1,672	872	311	69	3,788
Proprty	52	194	162	150	38	596
Out State/Foreign	2,761	4,577	3,108	5,129	303	15,878
Unknown	441	1,950	650	3,680	671	7,392
Total	15,974	16,721	12,028	11,388	1,921	58,032

Sector Summary of Fall 2011 Students Transferring To:

	Public Univ	Comm Coll	Indpt	Proprty	Out State/Foreign	Unknown	Total
Public Univ	1,025	10,831	864	52	2,761	441	15,974
Comm Coll	2,945	5,383	1,672	194	4,577	1,950	16,721
Indpt	774	6,462	872	162	3,108	650	12,028
Proprty	293	1,825	311	150	5,129	3,680	11,388
Out State in IL	86	754	69	38	303	671	1,921
Total	5,123	25,255	3,788	596	15,878	7,392	58,032

Major Page Sample and Major Directive Information

Sample Page with Directive statement

iTransfer: The Illinois Transf... x +

www.itransfer.org/IAI/majors/default.aspx?file=iai§ion=students&t=Bus&p=Bus

nsfer ISU Personal Heartland Community ...

iTransfer

- Illinois Articulation Initiative
- MyCreditsTransfer
- Transfer Resources
- Articulation Advocate
- Are you at Right Place?
- Feedback
- Contact Us

Business Major

Major Directive

Updated: September 28, 2010

The major panel courses recommended will be accepted as credit toward the major at the receiving institutions listed. **Credit will either be accepted as a course equivalent or be counted as elective credit toward fulfilling the requirements of the major.**

- Once a transfer institution is chosen, students should consult the appropriate transfer guide as soon as possible for guidance on the most successful transfer path. [Click here to view other Articulation Agreements.](#)
- Note that if the receiving institution does not offer the course or does not offer it at the lower-division level, the student will receive elective lower-division major credit for the course but may be required to take the course at the upper division level.
- Receiving institutions may still require additional lower division courses to satisfy the major requirements, but students transferring should be able to complete the remaining courses in the same time that a native student can be reasonably expected to do so.
- Approval of this list of recommended courses does not guarantee that the student will be admitted to the receiving institution or to that major.

The following institutions have agreed to the major courses listed below:

Chicago State University

[Part I: Business IAI Major Recommendations](#)

[Part II: Business IAI GECC Recommendations](#)

Sample Page 2 – Shows institutions accepting recommendations box

The screenshot shows a web browser window with the address bar containing "3section=students&t=Bus&p=Bus". The page content includes:

- Text: "at the upper division level."
- List of bullet points:
 - Receiving institutions may still require additional lower division courses to satisfy the major requirements, but students transferring should be able to complete the remaining courses in the same time that a native student can be reasonably expected to do so.
 - Approval of this list of recommended courses does not guarantee that the student will be admitted to the receiving institution or to that major.
- Section header: "The following institutions have agreed to the major courses listed below:"
- Dropdown menu with "Chicago State University" selected. The menu lists:
 - Chicago State University
 - Eastern Illinois University
 - Governors State University
 - Illinois State University
 - Northeastern Illinois University
 - Northern Illinois University
 - Southern Illinois University Carbondale
 - Southern Illinois University Edwardsville
 - University of Illinois at Chicago
 - University of Illinois at Springfield
 - University of Illinois at Urbana-Champaign
 - Western Illinois University
- Text: "Business Core Courses" and "12-16 semester credits"
- List of courses:
 - [BUS 901 - Business Statistics](#) (3-4 semester credits)
 - [BUS 902 - Computer Applications and Business Systems Concepts](#) (3-4 semester credits)
 - [BUS 903 - Financial Accounting](#) (3-4 semester credits)
 - [BUS 904 - Managerial Accounting](#) (3-4 semester credits)
- Section header: "Additional recommendations"
- Text: "[BUS 913 - Legal and Social Environment of Business](#) is recommended at the freshman/sophomore level by some, but not all universities. This is taught as an upper division course for some universities. Check with your intended transfer destination before taking this course."
- Section header: "PART II: Business IAI GECC Recommendations" and "Minimum 37 semester credits"

The major directive policy and memorandums can be found on the [IAI Documents page](#) on the iTransfer.org website.

Students

- [+ IAI Resources](#)
- [+ MyCreditsTransfer](#)
- [+ Transfer Resources](#)
- [Ask a Transfer-Related Question](#)
- [Report Transfer-Related Problem](#)

The list of Business Major Courses for Southern Illinois University Carbondale


Major Courses

The following are the IAI major courses offered by Southern Illinois University Carbondale :

IAI Code	School Title	Credit	Credit Type
BUS901	ACCT 208: Business Data Analysis	3.0	S
BUS901	MGMT 208: Business Data Analysis	3.0	S
BUS902	CS 200B: Computer Concepts	3.0	S
BUS902	ISAT 229: Computing: Business Admin	3.0	S
BUS903	ACCT 220: Accounting I - Financial	3.0	S
BUS904	ACCT 230: Accounting II - Managerial	3.0	S

GenEd Courses

The following are the IAI GECC courses offered by Southern Illinois University Carbondale which are recommended as core courses by this major :



No Active GECC Courses recommendations for this major found in our database from this school. Please check back later.

[Click here to go back to the recommendations](#)



IAI Majors: Business

[Click here to see the IAI Business page.](#)



Illinois Baccalaureate Majors' Recommendations (IAI Majors)

[Click here to see the list of all IAI majors.](#)

GECC and Major Panel Attendance Statistics Fall 2013 and Spring 2014

All Panels Summary Fall 2013 (Where Information is Available)

Total Panel Members	477
Total Absences	142
GECC Absences	41
Major Absences	84

Summary By Panel Fall 2013

GECC Communication	23
Absences	10
GECC Humanities & Fine Arts	23
Absences	7
GECC Mathematics	20
Absences	7
GECC Life Sciences	15
Absences	5
GECC Physical Sciences	17
Absences	5
GECC Social & Behavioral Sciences	19
Absences	7
Major Agriculture	16
Absences	6
Major Art	21
Absences	NA
Major Biology	27
Absences	11
Major Business	18
Absences	5
Major Chemistry	20
Absences	6
Major Computer Science	20
Absences	8
Major Criminal Justice	18
Absences	8
Major Engineering	21
Absences	6
Major English	24
Absences	NA
Major History	18
Absences	5
Major Industrial Technology	NA
Absences	NA
Major Mass Communication	18
Absences	8
Major Mathematics	22
Absences	5

Major Physics	16
Absences	5
Major Political Sciences	18
Absences	10
Major Psychology	21
Absences	NA
Major Theatre Arts	17
Absences	NA

All Panels Summary Spring 2014

Total Panel Members Does not include English & History – Fall Only Meetings	435
Total Absences	NA
GECC Absences	51
Major Absences	NA

Summary By Panel Spring 2014

GECC Communication	23
Absences	12
GECC Humanities & Fine Arts	23
Absences	12
GECC Mathematics	20
Absences	11
GECC Life Sciences	15
Absences	6
GECC Physical Sciences	17
Absences	6
GECC Social & Behavioral Sciences	19
Absences	10
Major Agriculture	16
Absences	NA
Major Art	21
Absences	NA
Major Biology	27
Absences	NA
Major Business	18
Absences	8
Major Chemistry	20
Absences	9
Major Computer Science	20
Absences	NA
Major Criminal Justice	18
Absences	NA
Major Engineering	21
Absences	NA
Major Industrial Technology	-----
Absences	-----
Major Mass Communication	18
Absences	7
Major Mathematics	22
Absences	10
Major Physics	16
Absences	NA
Major Political Sciences	18
Absences	11
Major Psychology	21
Absences	NA
Major Theatre Arts	17
Absences	NA